

! Solutions for tomorrow


TRUE X-RAY MOBILITY™



SETTING A NEW STANDARD IN MOBILE X-RAY

With revolutionary battery technology, sleek design and strong user focus, we have developed a new generation of groundbreaking X-ray units.

Our product allows hospitals and clinics to reduce the number of mobile X-ray units and still be able to do more procedures! Keep the unit working not waiting, we call it TRUE X-RAY MOBILITY™!



SMALLEST AND LIGHTEST

To transfer a mobile X-ray unit quickly and safely, a clear view forward is essential. Through our patented design, we can offer a product with a very low height while in transport mode.

The state-of-the-art footprint combined with the long reach of the X-ray tube makes the product ideal in limited and crowded spaces.

The weight of the machine has a strong impact on mobility and safety. A heavy machine is difficult to steer, break and turn quickly – doorsteps, carpets or cables are difficult or impossible to pass.

By reducing the weight by hundreds of kilos, we have improved the usage of the mobile X-ray equipment without impairing its performance or function.

All in all – a small and light unit is more mobile.



EXCELLENT IMAGE QUALITY

We have incorporated the latest detector technology and imaging acquisition software, giving the unit premium image quality. We use only high DQE Cesium Iodide (CsI) wireless detectors with state-of-the-art image processing.

The detectors are available in different versions and three sizes - several are IPX classified and waterproof.

We have incorporated the latest monitor, touchscreen technologies and acquisition software, giving the unit premium usability, workflow and image quality.

The capacitive touch screen monitor can be operated with gloves and multiple finger input. Resolution, luminance, contrast and viewing angles are all excellent.

The X-tech cell™ battery technology ensures shortest exposure time and thereby sharp images not only at full battery charge but also at low battery charge levels – unlike other competing Mobile X-ray units.



Available detector sizes:

43x43 cm (17"x17"), 35x43 cm (14"x17"), 35x27 (14 x 11),
24x30 cm (10"x12")

FAST AND EFFICIENT

The LED lights at the sides and at the top of the column provide a sleek appearance and communicate unit status intuitively and clearly.

The power cable is positioned at a convenient height for the user and minimizes the need for cables on floors. The charging indicator is clearly visible and understood at a glance.

With the precision control joysticks and the optional tube head touch monitor as well as the optional wireless remote control, the workflow can be optimized and enhanced to new levels.

This product marks the start in True X-ray Mobility™



DESIGNED AROUND OUR USERS

We combine a modern and attractive design with details that will ease usage and cleaning.

The detector is stored in the Mobile X-ray unit in a convenient horizontal position for safe and ergonomic usage with less stress on hands, arms and shoulders.


The detector is automatically charged when stored inside the mobile unit and ready to use when needed. There is no need to use extra batteries.

EASY TO CLEAN

Our sleek design is not only easy on the eye - it makes the cleaning process simple with a minimum of sharp corners, hatches or lids - places where dirt and dust can accumulate.



ADJUSTABLE HANDLE

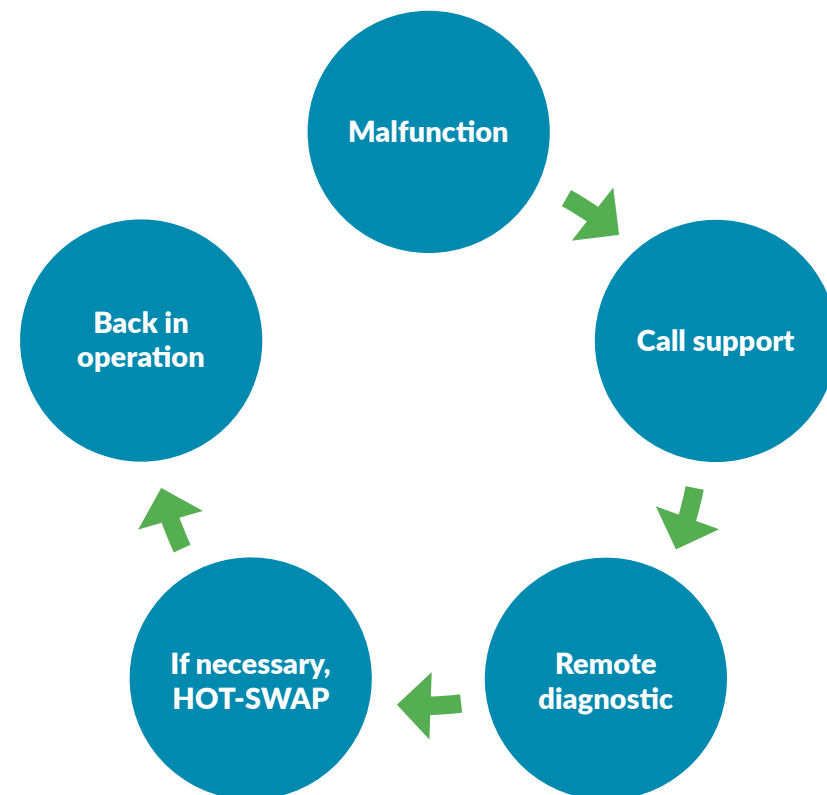


REMOTE DIAGNOSTIC/ UPTIME

Remote diagnostic tool for service and support!

To shorten the downtime of the units in the field we developed a service tool which allows technicians to check the log files, change software and adjust settings

remotely. The problem can be discovered immediately and in case when it can not be fixed remotely, the spare parts are send right away. Our units are prepared for hot-swap to guarantee minimal downtime. Please get in contact with us or our partners to learn more.



NON - STOP OPERATION

1 200 EXPOSURES

15 KM

9 HOURS

POWERED BY **X-tech cell**[®]

SOLUTIONS FOR TOMORROW

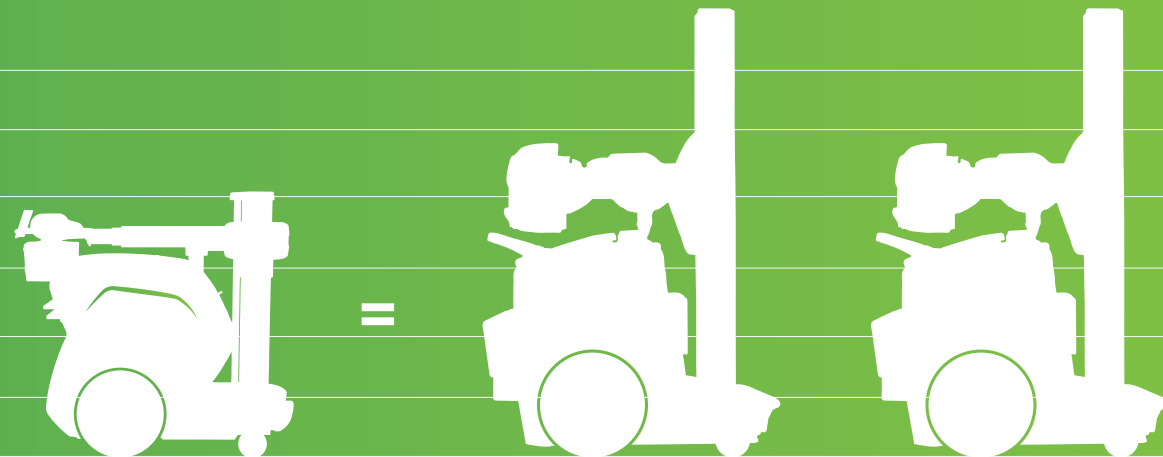
Solutions for tomorrow have invested heavily in developing a battery technology specifically for usage within mobile x-ray devices.

The revolutionary technology X-tech cell[®] now powers a new generation of mobile X-ray units resulting in an availability of the product far beyond all expectations.

The batteries are fully charged up to eight times faster than competitors and ten minutes charging will give enough power to continue working without limitations up to one hour.

The mobile X-ray unit is operating 24/7 – not tied up charging for hours. We call it True X-ray Mobility™

X-tech cell[®] keeps the unit working,
not waiting!



EXCEPTIONAL OPERATING TIME

Competition

Operating time: **Up to 5 hours** (assuming new batteries)
Charging from empty to full: **10 hours**



Operating time: **Up to 9 hours**
Charging from empty to full: **1,5 hours**



SUPER FAST CHARGING

Competition

10 minutes of charging: **Up to 5 minutes operating time**



10 minutes of charging: **Up to 60 minutes operating time**



8 YEARS BATTERY WARRANTY



THE FACTS

X-RAY CHARACTERISTICS

- 20, 32 or 40 kW
- 40-125 or 40-133 kVp
- 0.1-320 mAs
- 0.4/1.3mm or 0.6/1.3mm focus size
- 13,5 deg Anode Angle
- 200 kHU

MOVEMENT RANGE

- 53-195cm (20,8"-76,8") SID to floor
- 1340mm (52,8") Tube arm reach total
- +/- 270 deg Rotation of telescopic arm
- +/- 135 deg Tube Rotation
- -10 to +90 deg Tube Tilt
- +/- 90 deg Collimator Rotation

SIZE AND WEIGHT

- | | |
|---------------------------|-----------------|
| • Weight | 324kg (714 lbs) |
| • Length (body) | 1130mm (44,5") |
| • Length (with handle) | 1245mm (49") |
| • Width | 580mm (22,8") |
| • Height (park/transport) | 1200mm (47,2") |

POWER

- 110-230 VAC, 10A

WIRELESS PORTABLE DETECTOR

- High DQE Cesium Iodide (Csl) flat wireless detectors:

Size:
43x43cm (17"x17")
35x43cm (14"x17")
27x35cm (11"x14")
24x35cm (10"x12")
- All detectors are IPX classified
- Automatic detector charging when stored inside the Mobile Unit
- Integrated detector and grid storage in Mobile Unit

USER INTERFACES


- Monitor: 17" high res LED; 1280x1024; 16.7 M colors; Viewing angle (Typ) 178 deg
- Touchscreen: Capacitive Multi touch
- Adjustable height of drive handle 120 mm (4,7")
- Indication lights (sides and column top)
- Precision drive joystick (body and Tube head)
- Collision protection (front and Tube)

OPTIONS

- Wireless remote control for exposure and collimator light
- Dose Area Meter (integrated inside collimator)
- Tube head display:lpad application and mount
- Keyless entry
- Detector lock
- Automatic collimator filters
- 200cm (78,7") SID to floor
- Software grid: scatter correction
- Pediatric version: color scheme



Find out more about
TRUE X-RAY MOBILITY™ at
www.solutionsfortomorrow.se



DEVELOPED AND MANUFACTURED IN SWEDEN