

# READING ROOM FURNITURE

RADIOLOGY / RADIOLOGY / RADIOLOGY / RADIOLOGY  
INTERVENTIONAL RADIOLOGY / RADIOLOGY

CATALOG Volume 51, Issue 1




# THE WHITESTONE™ WORKSTATION ►

The Whitestone™ is AFC's radiology dream station. Complete electronic adjustment capabilities are the foundation of this highly adaptable workstation — for surface height in sit or stand positions, surface tilt, and both vertical and horizontal adjustment of monitors. The monitor brackets support large monitors weighing up to 100 lbs, responding to a growing interest in larger images. We have added acoustical properties to our wraparound privacy partition to reduce extraneous sounds and create a quieter environment for concentration. Multi-channel cable management keeps wires neat and unobtrusive.



## Electronic Height & Tilt

Easy electronic adjustment of the work surface height and tilt (-5° to +10°). Digital readout for desk height with four memory presets. This enables every user to preserve optimal settings.



## Lighting

Adjustable LED backlight with dimmer control alleviates eye strain and improves readability of images.

## Soundproofing

## Cooling System

## Data & Power Ports



*Monitor Arms on telescopic drives with electronic adjustment of monitors' height and focal length*

## Features and Benefits

- Electronic adjustment of work surface height and tilt
- Independent electronic adjustment of monitor height and focal length (forward/backward motion)
- Cold-rolled 11-gauge steel frame with epoxy-powder-coated finish
- Ambient LED backlighting with dimmer switch
- Complete wall-to-wall installation services

## Specifications

- Work surface width: 84"W x 36"D
- Work surface height from the floor: 28" to 47"

# DELUXE ERGO TIER™ ▶

The Deluxe Ergo Tier™ workstation is designed to meet the need for easy electronic adjustment of the work surface height and tilt, as well as independent monitor positioning for height and focal length.

The workstation can be enhanced with privacy partitions, shelving, computer storage, and other accessories.


## Features and Benefits

- Electronic adjustment of work surface height and tilt (-5° to +10°)
- Electronic adjustment of monitor height and focal length (forward/backward motion)
- Cold-rolled 11-gauge steel frame with epoxy-powder-coated finish
- Particle-board-core top with your choice of high-pressure laminate finish edged with bumper molding
- Multiple colors available



## Lighting

Adjustable LED backlight with dimmer control alleviates eye strain and improves readability of images.



## Specifications

- Work surface width: 60", 72", 84", 96"
- Work surface depth: 34", 36"
- Work surface height from the floor: 28" to 47"
- Custom sizes available

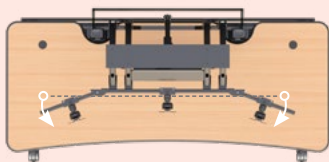


## Electronic Adjustment

- **SURFACE HEIGHT**
- **SURFACE TILT**
- **MONITOR HEIGHT**
- **FOCAL LENGTH**



## Top view



Monitors can be manually positioned to form an arc shape for optimum viewing

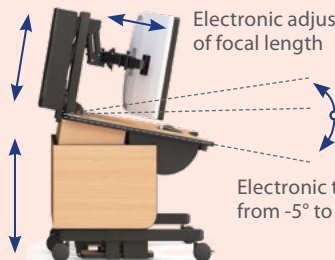
## Side view

Electronic adjustment of monitors' height

Electronic adjustment of desk height

Electronic adjustment of focal length

Electronic tilt from -5° to +10°



# ERGO TIER™ ▶

AFC's height adjustable and durable workstations are designed with ergonomic intelligence to support a wide range of users and needs. They help to reduce stress and injuries, and allow radiologists, healthcare, business and security professionals to work more comfortably and effectively.

The Ergo Tier™ has independent, electronic height adjustment of the work surface and monitor platform. This is but one of the 6 monitor platform choices available to you. The latest addition to the AFC product line is the new workstation, Ergo Tier ARC, that allows the end-users to set the focal length of the monitors and swing them left or right for viewing in different ergonomic sit-stand positions.



## Electronic Monitor Mounts

Monitor Arms on telescopic drives with electronic adjustment of monitors' height. Electronic or manual adjustment of monitor forward/backward motion.

## Laminate finish

Pressurized and scratch-resistant long-lasting laminates in a variety of colors.

## Electronic Height

Electronic adjustment of work surface height. Digital readout for desk height with four memory presets.

## Accessories

A pencil drawer, split shelves and additional accessories are also available.

Visit [afcindustries.com](http://afcindustries.com) for details.

## Features & Benefits

- Electronic adjustment of work surface height and tilt
- Electronic adjustment of monitor height and focal length (forward/backward motion)
- Cold-rolled 11-gauge steel frame with epoxy-powder-coated finish
- Multiple colors available
- Four-inch casters (two of them locking)

## Specifications

- Work surface width: 48", 60", 72", 84", 96"
- Work surface depth: 30", 34", 36"
- Work surface height: 28" to 47"



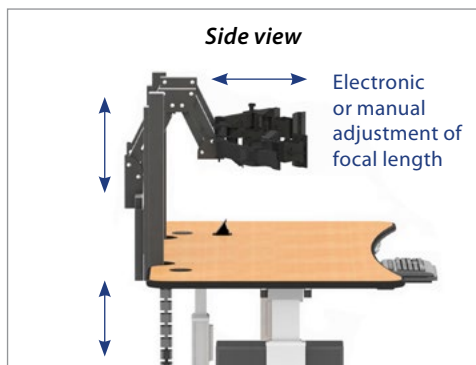
Task Light



Pencil Drawer



Metal Cup Holder



# Work Surface Shapes



## Electronically Adjustable Monitor Platforms



### EFX Series

- Electronic adjustment of monitor height
- Electronic adjustment of monitor focal length
- Side wings allow outer monitors to form an arc



### FX Series

- Electronic adjustment of monitor height
- Manual adjustment of monitor focal length
- Side wings allow outer monitors to form an arc



### RX Series

- Electronic adjustment of monitor height
- Horizontal sliding of each monitor on the track



### ZX Series

- Electronic adjustment of monitor height
- Manual adjustment of each monitor focal length
- Horizontal sliding of each monitor on the track



### SW Series

- Electronic height adjustment of slatwall
- Manual adjustment of monitor focal length
- Horizontal sliding of each monitor on the slatwall




### TS Series

- Electronic height adjustment of monitor shelf

You can combine one of our electronically adjustable monitor platforms with any work surface shape shown on the top of this page.

## Molding



The round edges of your desk reduce pressure on the palm side of your wrist



# DUAL TIER™ ▶

The Dual Tier™ has two independently adjustable surfaces. In the bifocal setting, the monitors are lower than the work surface, ensuring a comfortable viewing angle. This flexibility delivers optimum body positioning and comfort.



*Both tiers at same height*




*Raised back tier*



*Bifocal position*

## Work Surface Shapes



## Specifications

- Front tier height: 28" to 47"
- Rear tier height: 28" to 47"

## Optional Accessories

- Task Light
- Pencil Drawer
- Metal Cup Holder
- Phone Arm
- Pop-up Data Port
- Wire Management



# SINGLE TIER™ ▶


Electronic height adjustment makes the Single Tier™ versatile for multiple users. With a full range of design options and accessories, the Single Tier™ is adaptable to any work environment. The desk can be enhanced with cabinetry, shelving, computer storage, lighting and other ancillary equipment.



## Specifications

- Width: 36", 48", 60", 72", 84", 96"
- Depth: 24", 30", 36"
- Height of work surface from the floor: 28" to 47"
- Custom sizes available

## Work Surface Shapes



## Telehealth Modular Dual Tier Workstation

- Independent, electronic control for both surfaces
- As shown 6 monitors(32") configuration
- Each monitor holder on extendable Z-arm
- Work surface available in different finishes, shapes and sizes

### Optional Accessories

- Task Light
- CPU holder
- Metal Cup Holder
- Phone Arm
- Wire Management



## POC Carts



### Features and Benefits

- Pneumatic height adjustment
- Thorough disinfection for clean room use
- Mounting for standard monitor VESA (75/100)
- Rounded phenolic, HDPE, laminate, or metal work surface
- Seamless integration of handles into the work surface on all four corners for easy grip from any user position



Phone: +1 718-747-0237  
Fax: +1 718-747-0726  
Email: [info@afcindustries.com](mailto:info@afcindustries.com)  
[afcindustries.com](http://afcindustries.com)

13-16 133<sup>rd</sup> Place • College Point • NY 11356

