

**FDA Approved**

for chronic inflammatory demyelinating polyneuropathy (CIDP) in adults to improve neuromuscular disability and impairment

**panzyga®**

Immune Globulin  
Intravenous (Human) - ifas  
10% Liquid Preparation

**MOVE  
FORWARD  
in CIDP**

## The **ONLY** IVIG With 2 FDA-Approved Maintenance Dosing Options for **CIDP**

### INDICATION AND USAGE

Panzyga (Immune Globulin Intravenous [Human] - ifas) is indicated for the treatment of primary humoral immunodeficiency (PI) in patients 2 years of age and older; this includes, but is not limited to, congenital agammaglobulinemia, common variable immunodeficiency, X-linked agammaglobulinemia, Wiskott-Aldrich syndrome, and severe combined immunodeficiencies; chronic immune thrombocytopenia (cITP) in adults to raise platelet counts to control or prevent bleeding; and chronic inflammatory demyelinating polyneuropathy (CIDP) in adults to improve neuromuscular disability and impairment.

### WARNING: THROMBOSIS, RENAL DYSFUNCTION, AND ACUTE RENAL FAILURE

- Thrombosis may occur with immune globulin intravenous (IGIV) products, including Panzyga. Risk factors may include: advanced age, prolonged immobilization, hypercoagulable conditions, history of venous or arterial thrombosis, use of estrogens, indwelling central vascular catheters, hyperviscosity, and cardiovascular risk factors. Thrombosis may occur in the absence of known risk factors.
- Renal dysfunction, acute renal failure, osmotic nephrosis, and death may occur in predisposed patients who receive IGIV products, including Panzyga. Patients predisposed to renal dysfunction include those with a degree of pre-existing renal insufficiency, diabetes mellitus, age greater than 65, volume depletion, sepsis, paraproteinemia, or patients receiving known nephrotoxic drugs. Renal dysfunction and acute renal failure occur more commonly in patients receiving IGIV products containing sucrose. Panzyga does not contain sucrose.
- For patients at risk of thrombosis, renal dysfunction, or acute renal failure, administer Panzyga at the minimum dose and infusion rate practicable. Ensure adequate hydration in patients before administration. Monitor for signs and symptoms of thrombosis and assess blood viscosity in patients at risk for hyperviscosity. [see *Full Prescribing Information, Warnings and Precautions* (5.2, 5.4)]

Please see accompanying full Prescribing Information.

**octapharma**

**panzyga®**

Immune Globulin  
Intravenous (Human) - ifas  
10% Liquid Preparation

# The First and Only IVIG Treatment Study to Evaluate Different Maintenance Dosing Options for CIDP<sup>1</sup>

## Prospective, Double-blind, Randomized, Multicenter Phase 3 Study Design<sup>1,2</sup>

### PATIENT POPULATION

- 18-83 years of age (25% of patients aged ≥65 years)
- Patients with CIDP treated with IVIg or corticosteroids
- Weakness of ≥2 limbs
- Adjusted INCAT disability score between 2 and 9\*

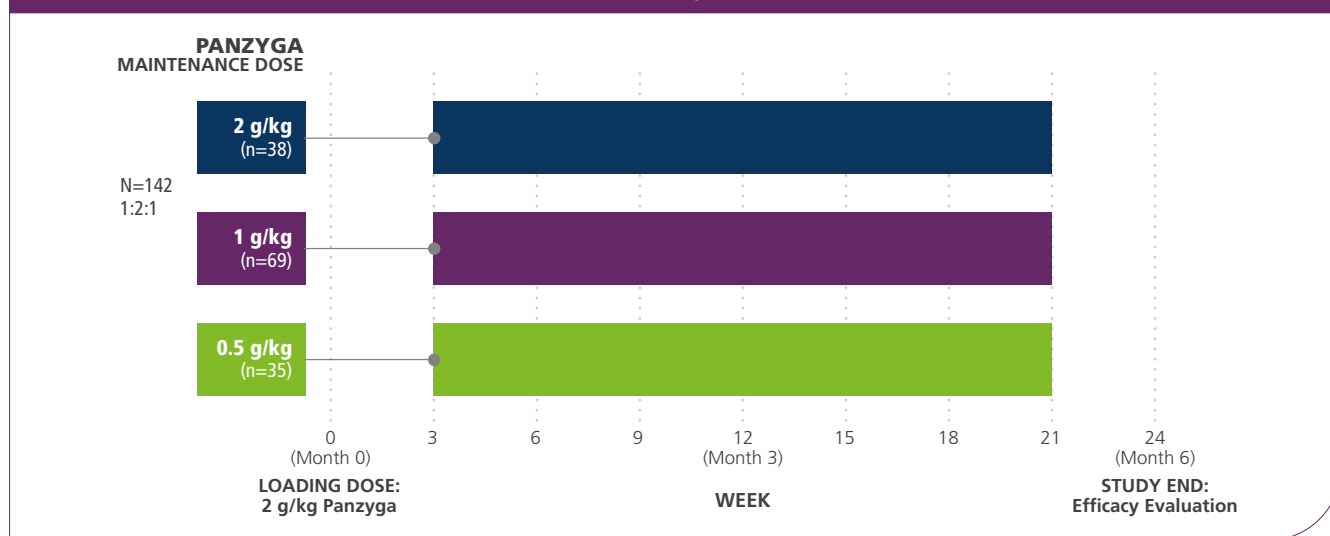
### WASHOUT PHASE: ≤12 WEEKS

(IVIg/corticosteroids)

- Deterioration of CIDP: decrease in PGIC score and ≥1 of the following:
  - Increase in INCAT disability score of ≥1
  - Decrease in grip strength of ≥8 kPa in one hand
  - I-RODS MCID-SE (cut-off of -1.96 or less)

### DOSE-EVALUATION PHASE<sup>†</sup>

(Infusions every 3 weeks)<sup>‡</sup>



\*A score of 2 comes exclusively from leg disability.<sup>2</sup>

<sup>†</sup> Since previous placebo-controlled studies have already been done, it was not considered ethically justified to conduct further placebo-controlled studies.<sup>2</sup>

<sup>‡</sup> If patients in the 0.5 g/kg or 1 g/kg arms were either deteriorating at a 3-week interval after Week 3 and before Week 18 or not improving at Week 6, they were given 2 consecutive blinded doses of 2 g/kg 3 weeks apart. Their improvement was assessed with a Study End visit 3 weeks after the second rescue dose, and then they were discontinued. Patients in the 2 g/kg arm who were either deteriorating at a 3-week interval after Week 3 and before Week 18 or not improving at Week 6 were discontinued.<sup>2</sup>

INCAT=Inflammatory Neuropathy Cause and Treatment; I-RODS=Inflammatory Rasch-built Overall Disability Scale; IVIg=intravenous immunoglobulin; MCID-SE=minimum clinically important difference related to the varying standard errors; PGIC=Patients' Global Impression of Change.

### Contraindications

Panzyga is contraindicated in patients who have a history of severe systemic hypersensitivity reactions, such as anaphylaxis, to human immunoglobulin and in IgA-deficient patients with antibodies against IgA and history of hypersensitivity.



# Efficacy Endpoints in the Panzyga CIDP Study<sup>1</sup>

## Study Endpoints<sup>1</sup>

### PRIMARY ENDPOINT

- Adjusted INCAT responder rate for the Panzyga 1 g/kg treatment arm at 6 months relative to baseline
  - Responders defined as a decrease of at least 1 point on the adjusted INCAT disability score relative to baseline

---

### SUPPORTING EFFICACY ENDPOINTS

- Adjusted INCAT responder rate for the Panzyga 2 g/kg treatment arm at 6 months relative to baseline
- Time to INCAT response for the Panzyga 1 g/kg and 2 g/kg treatment arms<sup>2</sup>
- I-RODS, Grip Strength, and MRC Sum Score responder rates for the Panzyga 1 g/kg and 2 g/kg treatment arms

MRC=Medical Research Council.

### Warnings and Precautions

Monitor renal function, including blood urea nitrogen and serum creatinine, and urine output in patients at risk of developing acute renal failure.

Hyperproteinemia, increased serum osmolarity, and hyponatremia may occur in patients receiving Panzyga. Aseptic meningitis syndrome may occur in patients receiving Panzyga, especially with high doses or rapid infusion.

**Please see accompanying full Prescribing Information.**

**panzyga®**

Immune Globulin  
Intravenous (Human) - ifas  
10% Liquid Preparation

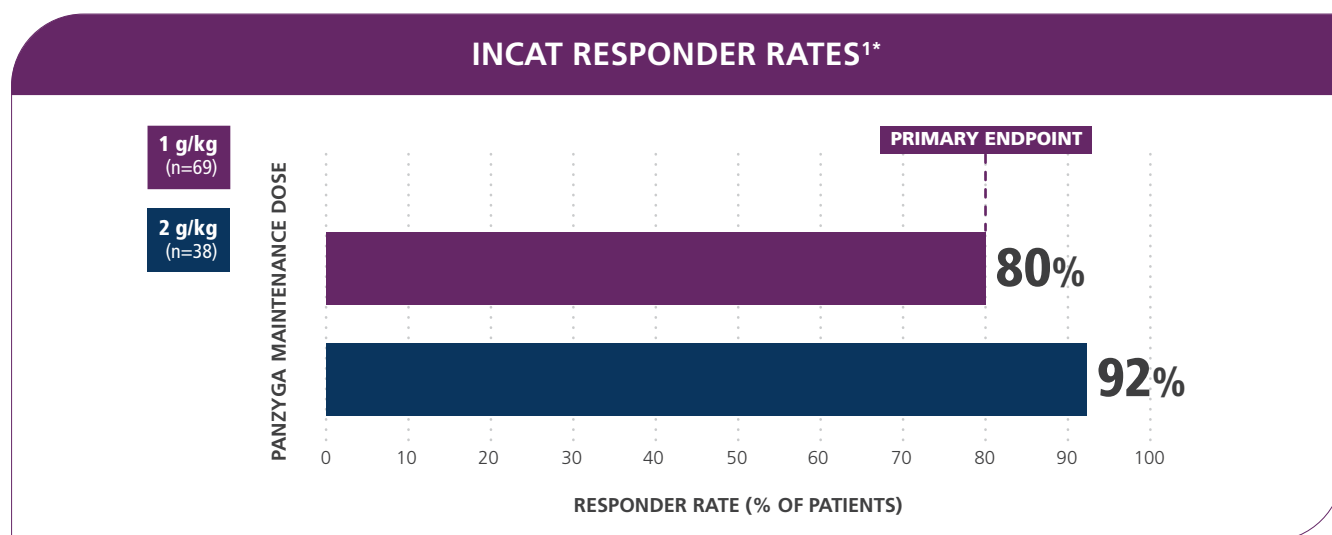
## 80% of Patients Receiving a 1 g/kg Maintenance Panzyga Dose Achieved an INCAT Response at 6 Months<sup>1</sup>

### INCAT Responder Rates Increased as the Maintenance Dose Increased (Primary and Supporting Efficacy Endpoints)<sup>1</sup>



of patients achieved an INCAT response with 1 g/kg dose (primary endpoint)<sup>1</sup>

- The FDA-endorsed primary endpoint for CIDP trials is the **adjusted INCAT score responder rate** at 1 g/kg<sup>1</sup>
- The median time to first response based on adjusted INCAT score was<sup>2</sup>:
  - 26 days for the 1 g/kg arm
  - 23 days for the 2 g/kg arm



\* Responders defined as a decrease of at least 1 point in INCAT score relative to baseline. Responder rates were 79.7% (55 of 69 patients) in the 1 g/kg arm and 91.7% (33 of 36 patients) in the 2 g/kg arm.<sup>1</sup>

#### Warnings and Precautions

Hemolysis that is either intravascular or due to enhanced red blood cell sequestration can develop subsequent to Panzyga treatments. Risk factors for hemolysis include high doses and non-O-blood group. Closely monitor patients for hemolysis and hemolytic anemia.

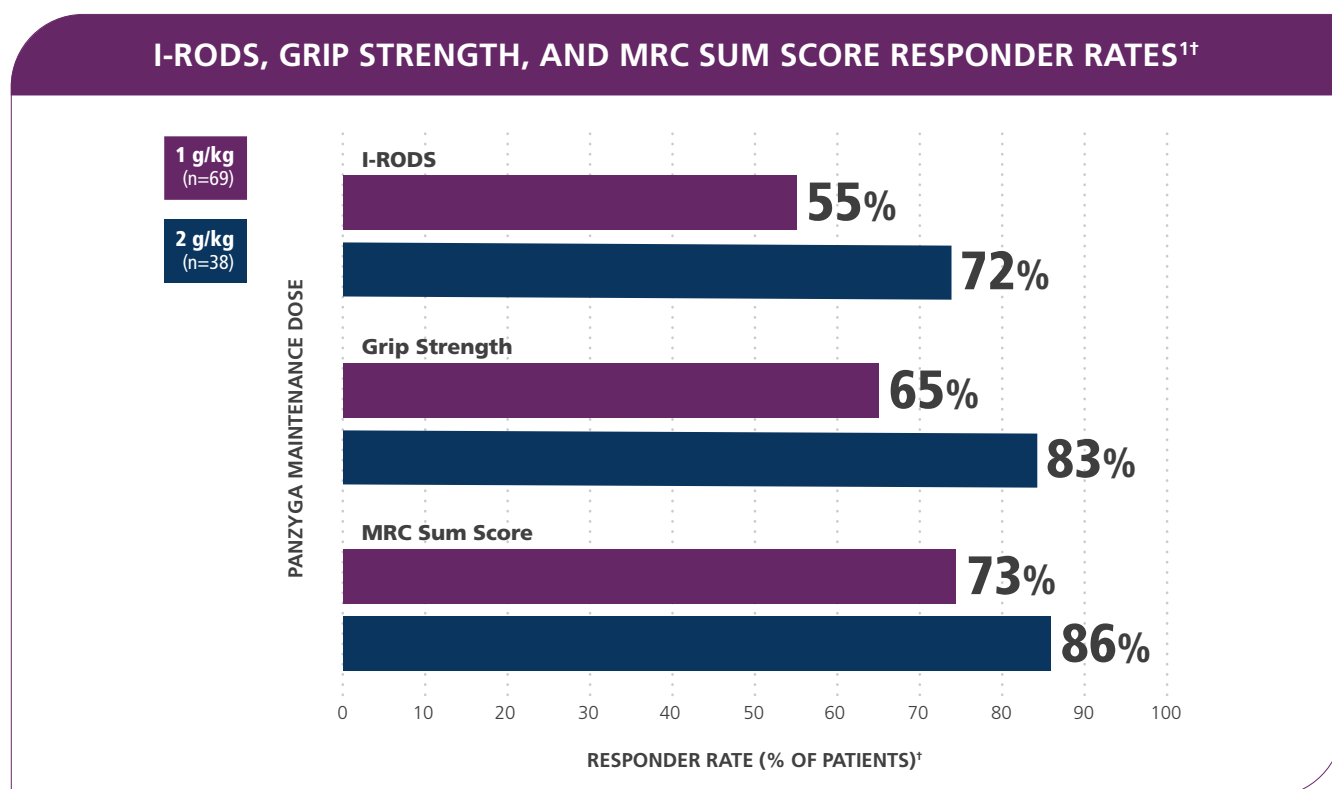
Monitor patients for pulmonary adverse reactions (transfusion-related acute lung injury [TRALI]).

Monitor blood pressure prior to, during, and following Panzyga infusion.

**Please see page 11 for additional Important Safety Information.**

# Dose-dependent Efficacy Was Observed Across Supporting Efficacy Endpoints<sup>1</sup>

A Dose-dependent Improvement in Responder Rates Was Observed for I-RODS, Grip Strength, and MRC Sum Score<sup>1</sup>



<sup>†</sup> Responders defined as the following<sup>1,2</sup>:

**I-RODS**=Scores using minimum clinically important difference related to the varying standard errors (MCID-SE). Responder rates were 55.1% (38 of 69 patients) in the 1 g/kg arm and 72.2% (26 of 36 patients) in the 2 g/kg arm.

**Grip Strength**=Minimum clinically important difference (MCID) cut-off of 8 kPa. Responder rates were 65.2% (45 of 69 patients) in the 1 g/kg arm and 83.3% (30 of 36 patients) in the 2 g/kg arm.

**MRC Sum Scores**=Increase of at least 4 points compared with baseline. Responder rates were 72.5% (50 of 69 patients) in the 1 g/kg arm and 86.1% (31 of 36 patients) in the 2 g/kg arm.

## Warnings and Precautions

Carefully consider the relative risks and benefits before prescribing the high dose regimen (for cITP) in patients at increased risk of volume overload.

Panzyga is made from human plasma and may contain infectious agents, e.g. viruses and theoretically, the Creutzfeldt-Jakob disease agent.

Please see accompanying full Prescribing Information.



**panzyga®**

Immune Globulin  
Intravenous (Human) - ifas  
10% Liquid Preparation

## Adverse Reactions (ARs) Were Similar Across Treatment Arms, Except for Headache, for Which There Was a Dose Effect<sup>1</sup>

### On Average, Headache Was Reported in 15% of Patients Across All Panzyga Dosing Arms<sup>1</sup>

- During the study, 11 patients (8%) received premedication<sup>1</sup>
  - Premedication for adverse events (AEs) was only allowed in subjects who had AEs during 2 consecutive infusions
- 2 serious ARs (headache and vomiting) were reported in 1 patient but did not lead to discontinuation of Panzyga<sup>1</sup>

**ARs Occurring  
in >5% of Adult  
Patients With CIDP<sup>1\*</sup>**

**21**  
(15%)



**Headache**

**20**  
(14%)



**Fever**

**14**  
(10%)



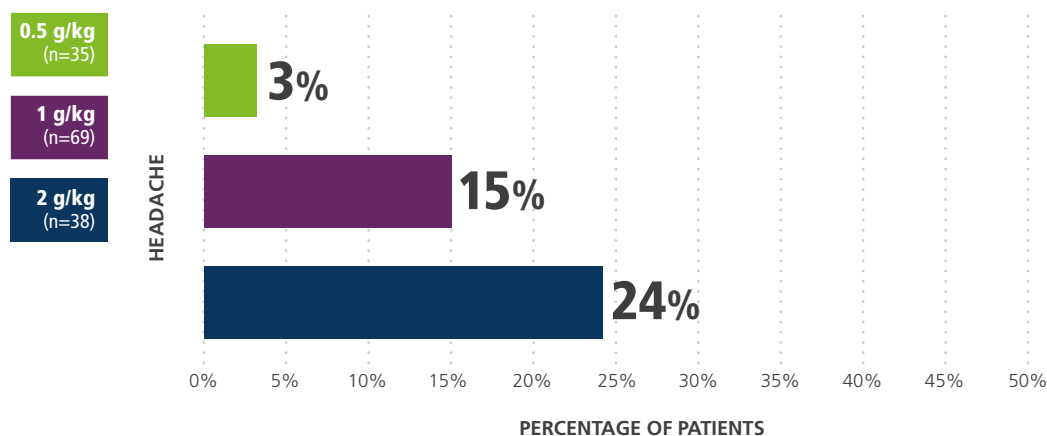
**Dermatitis**

**11**  
(8%)



**Blood Pressure  
Increase**

### REPORTS OF HEADACHE IN THE CIDP CLINICAL STUDY<sup>1</sup>



\* Any infusional and study medication related adverse events.

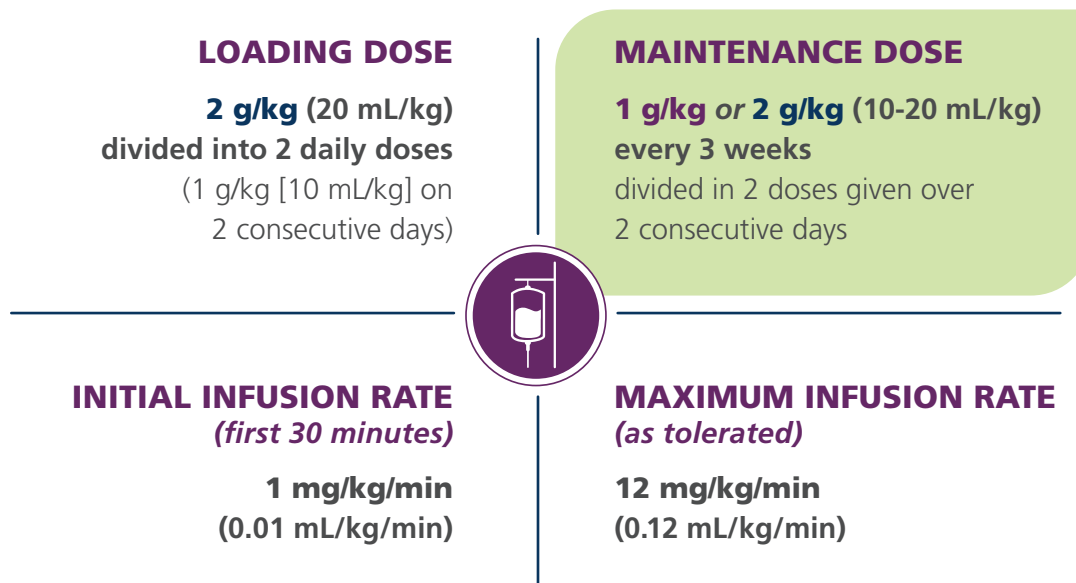
#### Adverse Reactions

PI—The most common adverse reactions (≥5% study subjects) were headache, nausea, fever, fatigue, and abdominal pain.

cITP in adults—The most common adverse reactions (≥5% study subjects) were headache, fever, nausea, vomiting, dizziness, and anemia.

# The First and Only IVIG With 2 FDA-approved Maintenance Dosing Options for CIDP<sup>1</sup>

## Dosing and Rate of Administration for Patients With CIDP<sup>1</sup>



- In the CIDP study, a loading dose of 2 g/kg of Panzyga was given followed by 7 maintenance infusions every 3 weeks over a period of 6 months<sup>1</sup>
- The initial infusion rate should be maintained for 30 minutes, and if tolerated, the infusion rate may be gradually increased every 15-30 minutes to a maximum of 12 mg/kg/min (0.12 mL/kg/min) as tolerated<sup>1</sup>

### Adverse Reactions

CIDP in adults—The most common adverse reactions reported in greater than 5% of subjects were: headache, fever, dermatitis, and blood pressure increase.

The risk information provided here is not comprehensive; see full Prescribing Information and Boxed Warning for Panzyga.

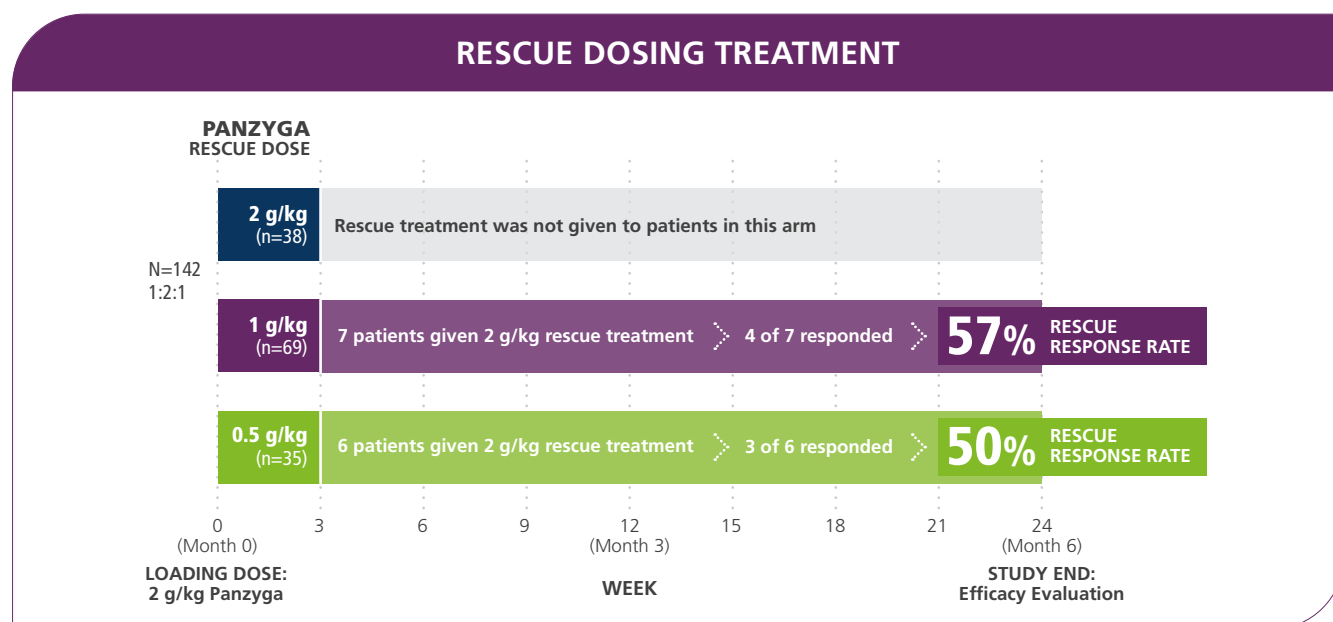
**Please see accompanying full Prescribing Information.**

**panzyga®**

Immune Globulin  
Intravenous (Human) - ifas  
10% Liquid Preparation

## With an Approved 2 g/kg Maintenance Dose Option, Panzyga Can Be Adjusted If Clinically Needed<sup>1</sup>

**More Than Half (>50%) of Patients Receiving Rescue Dosing Treatment Demonstrated an INCAT Response When the Dose Was Increased to 2 g/kg<sup>1</sup>**



- Patients in the 0.5 g/kg and 1 g/kg arms had the option of rescue dosing treatment with two consecutive infusions of 2 g/kg at 3-week intervals if clinical criteria were met<sup>1</sup>
  - Clinical criteria included patients who were stable at week 6 or deteriorated between Week 3 and Week 18

**For additional information on study design and protocol:** Cornblath DR, Hartung H-P, Katzberg HD, Merkies ISJ, van Doorn PA. A randomised, multi-centre phase III study of 3 different doses of intravenous immunoglobulin 10% in patients with chronic inflammatory demyelinating polyradiculoneuropathy (ProCID trial): study design and protocol. *J Peripher Nerv Syst.* 2018;23(2):108-114.

### Contraindications

Panzyga is contraindicated in patients who have a history of severe systemic hypersensitivity reactions, such as anaphylaxis, to human immunoglobulin and in IgA-deficient patients with antibodies against IgA and history of hypersensitivity.





# Manufacturing and Biochemical Composition of Panzyga<sup>1</sup>

**Panzyga Is Stabilized With Glycine and Does Not Contain Preservatives or Sucrose<sup>1</sup>**

<b>Fractionation</b>	Caprylic acid and chromatography
<b>Total protein (mg/mL)</b>	100 (≥96% IgG)
<b>IgA (μg/mL)</b>	Mean: 100
<b>Glycine (mg/mL)</b>	15.0 to 19.5
<b>Sodium (mmol/L)</b>	Trace amounts
<b>pH</b>	4.5 to 5.0
<b>Osmolality (mOsmol/kg)</b>	240 to 310

IgG=immunoglobulin G.

## **Warnings and Precautions**

Monitor renal function, including blood urea nitrogen and serum creatinine, and urine output in patients at risk of developing acute renal failure.

Hyperproteinemia, increased serum osmolality, and hyponatremia may occur in patients receiving Panzyga. Aseptic meningitis syndrome may occur in patients receiving Panzyga, especially with high doses or rapid infusion.

**Please see accompanying full Prescribing Information.**

**panzyga®**

Immune Globulin  
Intravenous (Human) - ifas  
10% Liquid Preparation

## Panzyga Product Information

**Panzyga Is Available in 5 Vial Sizes to Help Meet Individual Patient Needs<sup>1</sup>**

### PANZYGA 10% LIQUID SINGLE-USE BOTTLES

				
<b>2.5 g (25 mL)</b>	<b>5 g (50 mL)</b>	<b>10 g (100 mL)</b>	<b>20 g (200 mL)</b>	<b>30 g (300 mL)</b>
<b>NDC Number</b> 68982-822-02	<b>NDC Number</b> 68982-822-03	<b>NDC Number</b> 68982-822-04	<b>NDC Number</b> 68982-822-05	<b>NDC Number</b> 68982-822-06

### Overdosage

- With intravenous administration, overdose may lead to fluid overload and hyperviscosity. Patients at risk for complications of fluid overload and hyperviscosity include elderly patients and those with cardiac or renal impairment

### Storage and handling

- Within its shelf life, Panzyga may be stored at room temperature ( $\leq 25^{\circ}\text{C}$  or  $77^{\circ}\text{F}$ ) for up to 12 months<sup>1</sup>
- Panzyga can be stored for 36 months at  $+2^{\circ}\text{C}$  to  $+8^{\circ}\text{C}$  ( $36^{\circ}\text{F}$  to  $46^{\circ}\text{F}$ ) from the date of manufacture<sup>1</sup>

### Warnings and Precautions

Hemolysis that is either intravascular or due to enhanced red blood cell sequestration can develop subsequent to Panzyga treatments. Risk factors for hemolysis include high doses and non-O-blood group. Closely monitor patients for hemolysis and hemolytic anemia.

Monitor patients for pulmonary adverse reactions (transfusion-related acute lung injury [TRALI]).

Monitor blood pressure prior to, during, and following Panzyga infusion.

**Please see accompanying full Prescribing Information.**



# Indication and Usage and Important Safety Information

## INDICATION AND USAGE

Panzyga (Immune Globulin Intravenous [Human] - ifas) is indicated for the treatment of primary humoral immunodeficiency (PI) in patients 2 years of age and older; this includes, but is not limited to, congenital agammaglobulinemia, common variable immunodeficiency, X-linked agammaglobulinemia, Wiskott-Aldrich syndrome, and severe combined immunodeficiencies; chronic immune thrombocytopenia (cITP) in adults to raise platelet counts to control or prevent bleeding; and chronic inflammatory demyelinating polyneuropathy (CIDP) in adults to improve neuromuscular disability and impairment.

## IMPORTANT SAFETY INFORMATION

### **WARNING: THROMBOSIS, RENAL DYSFUNCTION, AND ACUTE RENAL FAILURE**

- Thrombosis may occur with immune globulin intravenous (IGIV) products, including Panzyga. Risk factors may include: advanced age, prolonged immobilization, hypercoagulable conditions, history of venous or arterial thrombosis, use of estrogens, indwelling central vascular catheters, hyperviscosity, and cardiovascular risk factors. Thrombosis may occur in the absence of known risk factors.
- Renal dysfunction, acute renal failure, osmotic nephrosis, and death may occur in predisposed patients who receive IGIV products, including Panzyga. Patients predisposed to renal dysfunction include those with a degree of pre-existing renal insufficiency, diabetes mellitus, age greater than 65, volume depletion, sepsis, paraproteinemia, or patients receiving known nephrotoxic drugs. Renal dysfunction and acute renal failure occur more commonly in patients receiving IGIV products containing sucrose. Panzyga does not contain sucrose.
- For patients at risk of thrombosis, renal dysfunction, or acute renal failure, administer Panzyga at the minimum dose and infusion rate practicable. Ensure adequate hydration in patients before administration. Monitor for signs and symptoms of thrombosis and assess blood viscosity in patients at risk for hyperviscosity. [see *Full Prescribing Information, Warnings and Precautions* (5.2, 5.4)]

### **Contraindications**

Panzyga is contraindicated in patients who have a history of severe systemic hypersensitivity reactions, such as anaphylaxis, to human immunoglobulin and in IgA-deficient patients with antibodies against IgA and history of hypersensitivity.

### **Warnings and Precautions**

Monitor renal function, including blood urea nitrogen and serum creatinine, and urine output in patients at risk of developing acute renal failure.

Hyperproteinemia, increased serum osmolality, and hyponatremia may occur in patients receiving Panzyga.

Aseptic meningitis syndrome may occur in patients receiving Panzyga, especially with high doses or rapid infusion.

Hemolysis that is either intravascular or due to enhanced red blood cell sequestration can develop subsequent to Panzyga treatments. Risk factors for hemolysis include high doses and non-O-blood group. Closely monitor patients for hemolysis and hemolytic anemia.

Monitor patients for pulmonary adverse reactions (transfusion-related acute lung injury [TRALI]).

Monitor blood pressure prior to, during, and following PANZYGA infusion.

Carefully consider the relative risks and benefits before prescribing the high dose regimen (for cITP) in patients at increased risk of volume overload.

Panzyga is made from human plasma and may contain infectious agents, e.g. viruses and theoretically, the Creutzfeldt-Jakob disease agent.

### **Adverse Reactions**

PI—The most common adverse reactions ( $\geq 5\%$  study subjects) were headache, nausea, fever, fatigue, and abdominal pain.

cITP in adults—The most common adverse reactions ( $\geq 5\%$  study subjects) were headache, fever, nausea, vomiting, dizziness, and anemia.

CIDP in adults—The most common adverse reactions reported in greater than 5% of subjects were: headache, fever, dermatitis, and blood pressure increase.

The risk information provided here is not comprehensive; see full Prescribing Information and Boxed Warning for Panzyga.

**panzyga®**

Immune Globulin  
Intravenous (Human) - ifas  
10% Liquid Preparation

# The First and Only IVIG With 2 FDA-approved Maintenance Dosing Options for CIDP<sup>1</sup>



## INCAT RESPONSE

- 80% of patients receiving a 1 g/kg Panzyga maintenance dose achieved an INCAT response at 6 months<sup>1\*</sup>
  - 92% of the 2 g/kg arm



## TOLERABILITY

- On average, headache was reported in 15% of patients across all Panzyga dosing arms<sup>1,2</sup>
- Headache was reported in<sup>1</sup>:
  - 3% of the 0.5 g/kg arm
  - 15% of the 1 g/kg arm
  - 24% of the 2 g/kg arm



## BROAD NATIONAL INSURANCE COVERAGE

- Most commercially insured patients have unrestricted access to Panzyga<sup>2</sup>



## HELP KEEP YOUR Rx AS PRESCRIBED

- Remember to write “**Dispense as Written (DAW),**” “**No Substitutions,**” or “**Brand Medically Necessary**” depending on your state’s requirements

\*Responders defined as a decrease of at least 1 point in INCAT score relative to baseline. Responder rates were 79.7% (55 of 69 patients) in the 1 g/kg arm and 91.7% (33 of 36 patients) in the 2 g/kg arm.<sup>1</sup>

### Contraindications

Panzyga is contraindicated in patients who have a history of severe systemic hypersensitivity reactions, such as anaphylaxis, to human immunoglobulin and in IgA-deficient patients with antibodies against IgA and history of hypersensitivity.

#### Octapharma USA, Inc.

117 W. Century Road  
Paramus, NJ 07652  
Tel: 201-604-1130

#### IgCares/Reimbursement Assistance

usreimbursement@octapharma.com  
Tel: 800-554-4440

#### Medical Affairs

usmedicalaffairs@octapharma.com

For all inquiries relating to drug safety, or to report adverse events, please contact our local Drug Safety Officer:

Tel: 201-604-1137 | Cell: 201-772-4546 | Fax: 201-604-1141 or contact the FDA at 1-800-FDA-1088 or [www.fda.gov/medwatch](http://www.fda.gov/medwatch).

**References:** 1. Panzyga full Prescribing Information. Paramus, NJ: Octapharma USA Inc.; 2021. 2. Data on file. Octapharma USA Inc.

**Please see enclosed full Prescribing Information.**

©2021. Octapharma USA Inc. All rights reserved.  
Date of preparation: 7/2021. PANZ-0241-PSA

**octapharma**



2013186-03



HIGHLIGHTS OF PRESCRIBING INFORMATION

These highlights do not include all the information needed to use PANZYGA safely and effectively. See full prescribing information for PANZYGA.

PANZYGA, (immune globulin intravenous, human - ifas)

10% Liquid Preparation

Initial U.S. Approval: 2018

<b>WARNING: THROMBOSIS, RENAL DYSFUNCTION, and ACUTE RENAL FAILURE</b> <i>See full prescribing information for complete boxed warning</i> <ul style="list-style-type: none"><li>Thrombosis may occur with immune globulin intravenous (IGIV) products, including PANZYGA. Risk factors may include: advanced age, prolonged immobilization, hypercoagulable conditions, history of venous or arterial thrombosis, use of estrogens, indwelling vascular catheters, hyperviscosity, and cardiovascular risk factors.</li><li>Renal dysfunction, acute renal failure, osmotic nephropathy, and death may occur with the administration of IGIV products in predisposed patients. Renal dysfunction and acute renal failure occur more commonly in patients receiving IGIV products containing sucrose. PANZYGA does not contain sucrose.</li><li>For patients at risk of thrombosis, renal dysfunction, or renal failure, administer PANZYGA at the minimum infusion rate practicable. Ensure adequate hydration in patients before administration. Monitor for signs and symptoms of thrombosis and assess blood viscosity in patients at risk for hyperviscosity.</li></ul>
--

-----RECENT MAJOR CHANGES-----	
Indications and Usage (1)	01/2021
Dosage and Administration, Dose (2.1)	01/2021

-----INDICATIONS AND USAGE-----  
PANZYGA is an immune globulin intravenous (human) – ifas 10% liquid preparation indicated for the treatment of:  
– Primary humoral immunodeficiency (PI) in patients 2 years of age and older (1.1).  
– Chronic immune thrombocytopenia (ITP) in adults (1.2).  
– Chronic inflammatory demyelinating polyneuropathy (CIDP) in adults (1.3)



-----DOSAGE AND ADMINISTRATION-----  
For intravenous use only (2).

Indication	Dose	Initial Infusion Rate	Maximum Infusion Rate (as tolerated)
PI	300-600 mg/kg (3-6 mL/kg) every 3-4 weeks	1 mg/kg/min (0.01 mL/kg/min)	14 mg/kg/min (0.14 mL/kg/min)
Chronic ITP in adults	2 g/kg (20 mL/kg), divided into 2 daily doses of 1 g/kg (10 mL/kg) given on 2 consecutive days	1 mg/kg/min (0.01 mL/kg/min)	8 mg/kg/min (0.08 mL/kg/min)
CIDP in adults	Loading dose: 2 g/kg (20 mL/kg), divided into 2 daily doses of 1 g/kg (10 mL/kg) given on 2 consecutive days Maintenance dose: 1-2 g/kg (10-20 mL/kg) every 3 weeks divided in 2 doses given over 2 consecutive days	1 mg/kg/min (0.01 mL/kg/min)	12 mg/kg/min (0.12 mL/kg/min)

- Ensure that patients with pre-existing renal insufficiency are not volume depleted; discontinue PANZYGA if renal function deteriorates (2, 5.2).
- For patients at risk of renal dysfunction or thrombotic events, administer PANZYGA at the minimum dose and infusion rate practicable (5.2, 5.4).

-----DOSAGE FORMS AND STRENGTHS-----  
Solution containing 10% IgG (100 mg/mL) (3, 16)

-----CONTRAINDICATIONS-----  
– History of anaphylactic or severe systemic reactions to human immune globulin (4)  
– IgA-deficient patients with antibodies against IgA and a history of hypersensitivity (4)

-----WARNINGS AND PRECAUTIONS-----  
– IgA-deficient patients with antibodies against IgA are at greater risk of developing severe hypersensitivity and anaphylactic reactions to PANZYGA. Epinephrine should be available immediately to treat any severe acute hypersensitivity reactions (5.1).  
– Monitor renal function, including blood urea nitrogen and serum creatinine, and urine output in patients at risk of developing acute renal failure (5.2).  
– Hyperproteinemia, increased serum osmolality and hyponatremia may occur in patients receiving PANZYGA (5.3).

2013186-03



FULL PRESCRIBING INFORMATION

PANZYGA, Immune Globulin Intravenous (Human) – ifas  
10% Liquid Preparation

**WARNING: THROMBOSIS, RENAL DYSFUNCTION, and ACUTE RENAL FAILURE**  
Thrombosis may occur with immune globulin intravenous (IGIV) products, including PANZYGA. Risk factors may include: advanced age, prolonged immobilization, hypercoagulable conditions, history of venous or arterial thrombosis, use of estrogens, indwelling central vascular catheters, hyperviscosity, and cardiovascular risk factors. Thrombosis may occur in the absence of known risk factors. (See **WARNING and PRECAUTIONS [5.4], PATIENT COUNSELING INFORMATION [17]**)

Renal dysfunction, acute renal failure, osmotic nephrosis, and death may occur in predisposed patients who receive IGIV products, including PANZYGA. Patients predisposed to renal dysfunction include those with a degree of pre-existing renal insufficiency, diabetes mellitus, age greater than 65, volume depletion, sepsis, paraproteinemia, or patients receiving known nephrotoxic drugs. Renal dysfunction and acute renal failure occur more commonly in patients receiving IGIV product containing sucrose. PANZYGA does not contain sucrose.

For patients at risk of thrombosis, renal dysfunction or acute renal failure, administer PANZYGA at the minimum dose and infusion rate practicable. Ensure adequate hydration in patients before administration. Monitor for signs and symptoms of thrombosis and assess blood viscosity in patients at risk for hyperviscosity. (See **DOSAGE and ADMINISTRATION [2.3], WARNINGS and PRECAUTIONS [5.2, 5.4]**)

**1 INDICATIONS AND USAGE**  
**1.1 Primary Humoral Immunodeficiency Diseases (PI)**  
PANZYGA is indicated for treatment of primary humoral immunodeficiency (PI) in patients 2 years of age and older. This includes, but is not limited to, congenital agammaglobulinemia, common variable immunodeficiency, X-linked agammaglobulinemia, Wiskott-Aldrich syndrome, and severe combined immunodeficiencies.

**1.2 Chronic Immune Thrombocytopenia (ITP)**  
PANZYGA is indicated for the treatment of adult patients with ITP to raise platelet counts to control or prevent bleeding.

**1.3 Chronic Inflammatory Demyelinating Polyneuropathy (CIDP)**  
PANZYGA is indicated for the treatment of adults with chronic inflammatory demyelinating polyneuropathy (CIDP) to improve neuromuscular disability and impairment.

**2 DOSAGE AND ADMINISTRATION**  
For intravenous use only

Indication	Dose	Initial Infusion Rate (first 30 min)	Maximum Infusion Rate (as tolerated)
<i>Treatment of Primary Humoral Immunodeficiency (PI)*</i>	300 to 600 mg/kg body weight (3-6 mL/kg) administered every 3 to 4 weeks	1 mg/kg/min (0.01 mL/kg/min)	14 mg/kg/min (0.14 mL/kg/min)
<i>Treatment of Chronic Immune Thrombocytopenia (ITP)</i>	2 g/kg (20 mL/kg), divided into 2 daily doses of 1 g/kg (10 mL/kg) given on 2 consecutive days	1 mg/kg/min (0.01 mL/kg/min)	8 mg/kg/min (0.08 mL/kg/min)
<i>Treatment of Chronic Inflammatory Demyelinating Polyneuropathy (CIDP)</i>	Loading Dose: 2 g/kg (20 mL/kg), divided into 2 daily doses of 1 g/kg (10 mL/kg) given on 2 consecutive days Maintenance dose: 1-2 g/kg (10-20 mL/kg) every 3 weeks divided in 2 daily doses given over 2 consecutive days	1 mg/kg/min (0.01 mL/kg/min)	12 mg/kg/min (0.12 mL/kg/min)

\*Significant differences in the half-life of IgG among patients with PI may necessitate the dose and frequency of immunoglobulin therapy to vary from patient to patient. Determine the proper dose and frequency by monitoring the clinical response. Adjust dose over time to achieve the desired trough levels of IgG and clinical responses.

The initial infusion rate should be maintained for 30 min. Following the initial infusion, and if tolerated, the infusion rate may be gradually increased every 15-30 minutes, as tolerated, to the maximum infusion rate shown in the table above for each indication.

Measles Exposure.

If a patient with primary humoral immunodeficiency has been exposed to measles, it may be prudent to administer an extra dose of IGIV as soon as possible and within 6 days of exposure. A dose of 400 mg/kg should provide a serum level > 240 mIU/mL of measles antibodies for at least two weeks.

If a patient with primary humoral immunodeficiency is at risk of future measles exposure and receives a dose of less than 530 mg/kg every 3-4 weeks, the dose should be increased to at least 530 mg/kg. This should provide a serum level of 240 mIU/mL of measles antibodies for at least 22 days after infusion.

**2.2 Administration**  
– Inspect parenteral products visually for particulate matter and discoloration prior to administration, whenever solution and container permit. Do not use PANZYGA if it is turbid and/or if discoloration is observed. Using a needle, no larger than a 16-gauge needle, insert the needle only

- once within the stopper area (delineated by the raised ring for penetration). Penetrate the stopper perpendicularly to its plane and within the ring.
- PANZYGA bottles may be pooled under aseptic conditions into sterile infusion bags. Infuse within 8 hours after pooling.
  - Administer at room or body temperature only by the intravenous route.
  - PANZYGA is not supplied with an infusion set. If a filtered infusion set is used (not mandatory), choose a filter size of 0.2-200 microns.
  - Do not administer PANZYGA simultaneously with another intravenous preparation in the same infusion set, including immune globulin products from another manufacturer.
  - After administration, the infusion line may be flushed with either normal saline or 5% dextrose in water.
  - Monitor the patient carefully throughout the infusion. Certain adverse drug reactions are related to the rate of infusion, and will disappear promptly after slowing or stopping the infusion. In such cases, after symptoms subside, resume the infusion at a lower rate. Ensure that patients with pre-existing renal insufficiency are not volume depleted. For patients at risk of renal dysfunction or thromboembolic events, administer PANZYGA at the minimum infusion rate practicable [see *Warnings and Precautions (5.2, 5.4)*]. Do not exceed 3.3 mg/kg/min (0.033 mL/kg/min). Discontinue if renal function deteriorates.

**3 DOSAGE FORMS AND STRENGTHS**  
Solution containing 10% IgG (100 mg/mL) (See *How Supplied/Storage and Handling (16)*).

**4 CONTRAINDICATIONS**  
– PANZYGA is contraindicated in patients who have a history of severe systemic hypersensitivity reactions, such as anaphylaxis, to human immunoglobulin.  
– PANZYGA is contraindicated in IgA-deficient patients with antibodies against IgA and history of hypersensitivity.

**5 WARNINGS AND PRECAUTIONS**  
**5.1 Hypersensitivity**  
Severe hypersensitivity reactions may occur (See *Contraindications (4)*).[1] In case of hypersensitivity, discontinue PANZYGA infusion immediately and institute appropriate treatment. Have epinephrine available for immediate treatment of severe acute hypersensitivity reactions. PANZYGA contains trace amounts of IgA (average 100 µg/mL in a 10% solution). IgA-deficient patients with antibodies against IgA are at greater risk of developing severe hypersensitivity and anaphylactoid reactions when administered PANZYGA (See *Contraindications (4)*).

**5.2 Renal Failure**  
Renal dysfunction, acute renal failure, osmotic nephropathy, and death may occur upon use of PANZYGA in predisposed patients. Ensure that patients are not volume depleted prior to the initiation of the infusion of PANZYGA.

For patients at risk of renal dysfunction because of pre-existing renal insufficiency or predisposition to acute renal failure (such as individuals with diabetes mellitus, age greater than 65 years, volume depletion, sepsis, paraproteinemia, or those receiving known nephrotoxic drugs), administer PANZYGA at the minimum infusion rate practicable (See *Boxed Warning, and Dosage and Administration (2)*). Periodic monitoring of renal function tests and urine output is particularly important in patients judged to be at risk of developing acute renal failure. Assess renal function, including a measurement of blood urea nitrogen (BUN)/serum creatinine, prior to the initial infusion of PANZYGA and again at appropriate intervals thereafter. If renal function deteriorates, consider discontinuation of the product.

**5.3 Hyperproteinemia, Increased Serum Viscosity and Hyponatremia**  
Hyperproteinemia, increased serum viscosity and hyponatremia may occur in patients receiving PANZYGA therapy. It is clinically critical to distinguish true hyponatremia from pseudohyponatremia related to hyperproteinemia with concomitant decreased calculated serum osmolality or elevated osmolar gap, because treatment aimed at decreasing serum free water in patients with pseudohyponatremia may lead to volume depletion, a further increase in serum viscosity and a higher risk of thromboembolic events.[2]

**5.4 Thrombotic Events**  
Thrombosis may occur following treatment with immune globulin products, including PANZYGA. Risk factors include: advanced age, prolonged immobilization, hypercoagulable conditions, history of venous or arterial thrombosis, use of estrogens, indwelling central vascular catheters, hyperviscosity, and cardiovascular risk factors. Thrombosis may occur in the absence of known risk factors.

Consider baseline assessment of blood viscosity in patients at risk for hyperviscosity, including those with cryoglobulins, fasting chylomicronemia / markedly high triglycerides (triglycerides), or monoclonal gammopathies. For patients at risk of thrombotic events, administer PANZYGA at the minimum dose and infusion rate practicable. Ensure adequate hydration in patients before administration. Monitor for signs and symptoms of thrombosis and assess blood viscosity in patients at risk for hyperviscosity.[3-5] (See **BOXED WARNING, DOSAGE and ADMINISTRATION [2], PATIENT COUNSELING INFORMATION [17]**)

**5.5 Aseptic Meningitis Syndrome**  
Aseptic meningitis syndrome (AMS) may occur with PANZYGA treatment. Discontinuation of treatment has resulted in remission of AMS within several days without sequelae. The syndrome usually begins within several hours to two days following infusion with PANZYGA. It is characterized by symptoms and signs including severe headache, nuchal rigidity, drowsiness, fever, photophobia, painful eye movements, nausea, and vomiting. Cerebrospinal fluid (CSF) studies frequently reveal pleocytosis up to several thousand cells per cubic millimeter, predominantly from the granulocytic series, and elevated protein levels up to several hundred mg/dL, but negative culture results. Conduct a thorough neurological examination in patients exhibiting such symptoms and signs, including CSF studies, to rule out other causes of meningitis. Patients with a history of migraine may be more susceptible. [6]  
AMS may occur more frequently following high doses (≥ 2 g/kg) and/or rapid infusion of IGIV.

**5.6 Hemolysis**  
PANZYGA may contain blood group antibodies that can act as hemolysins and induce *in vivo* coating of red blood cells (RBCs) with immunoglobulin, causing a positive direct antiglobulin test (DAT) (Coombs' test) result and hemolysis. Delayed hemolytic anemia can develop subsequent to IGIV therapy due to enhanced RBC sequestration and acute hemolysis, consistent with intravascular hemolysis, has been reported. Cases of severe hemolysis-related renal dysfunction/failure or disseminated intravascular coagulation have occurred following infusion of IGIV.  
The following risk factors may be associated with the development of hemolysis following IGIV administration: high doses (e.g., 2 g/kg or more), given either as a single administration or divided over several days, and non-O blood group. [7] Other individual patient factors, such as an underlying inflammatory state (as may be reflected by, for example, elevated C-reactive protein or erythrocyte sedimentation rate), have been hypothesized to increase the risk of hemolysis following administration of IGIV [8], but their role is uncertain. Hemolysis has been reported following administration of IGIV for a variety of indications, including ITP.  
Closely monitor patients for clinical signs and symptoms of hemolysis, particularly patients with risk factors noted above. Consider appropriate laboratory testing in higher risk patients, including measurement of hemoglobin or hematocrit prior to infusion and within approximately 36 to 96 hours post-infusion. If clinical signs and symptoms of hemolysis or a significant drop in hemoglobin or hematocrit have been observed, perform confirmatory laboratory testing, including direct antiglobulin test. If transfusion is indicated for patients who develop hemolysis with clinically compromising anemia after receiving IGIV, perform adequate cross-matching to avoid exacerbating on-going hemolysis.

**5.7 Transfusion-Related Acute Lung Injury (TRALI)**  
Noncardiogenic pulmonary edema (Transfusion-Related Acute Lung Injury [TRALI]) may occur in patients administered IGIV.[9] TRALI is characterized by severe respiratory distress, pulmonary edema, hypoxemia, normal left ventricular function, and fever. Signs and symptoms typically appear within 1 to 6 hours after transfusion. Patients with TRALI may be managed using oxygen therapy with adequate ventilatory support.  
Monitor recipients for pulmonary adverse reactions. If TRALI is suspected, perform appropriate tests for the presence of anti-HLA and anti-neutrophil antibodies in both the product and patient's serum.

**5.8 Hypertension**  
Elevations of systolic blood pressure to 180 mm Hg or more and/or of diastolic blood pressure to more than 120 mm Hg (hypertensive urgency) can be observed during and/or shortly following infusion of IGIV. Such elevations are reported more often among patients with a history of hypertension. Check patients for a history of hypertension and current antihypertensive medication use. Monitor blood pressure prior to, during, and following PANZYGA infusion.

**5.9 Volume Overload**  
Carefully consider the relative risks and benefits before prescribing the high dose regimen (for chronic ITP) in patients at increased risk of volume overload.

**5.10 Transmission of Infectious Agents**  
Because PANZYGA is made from human blood, it may carry a risk of transmitting infectious agents, e.g., viruses and theoretically, the variant Creutzfeldt-Jakob disease and Creutzfeldt-Jakob disease (CJD) agent. The risk of infectious agent transmission has been reduced by screening plasma donors and by including virus inactivation/removal steps in the manufacturing process of PANZYGA. Report all infections thought by a physician or other healthcare provider to have been possibly transmitted by this product to Octapharma at 1-866-766-4860. Discuss the risks and benefits of PANZYGA with the patient before prescribing or administering this product.

**5.11 Monitoring Laboratory Tests**  
– After infusion of immunoglobulin, the transitory rise of the passively transferred antibodies in the patient's blood may yield positive serological testing results, with the potential for misleading interpretation.  
– Passive transmission of antibodies to erythrocyte antigens (e.g., A, B, and D) may cause a positive direct or indirect antiglobulin (Coombs') test. Clinically assess patients with known renal dysfunction, diabetes mellitus, age greater than 65 years, volume depletion, sepsis, paraproteinemia, or those receiving nephrotic agents, and monitor as appropriate (BUN; serum creatinine, urine output) during therapy with PANZYGA.  
– Consider baseline assessment of blood viscosity in patients at risk for hyperviscosity, including those with polythemia, cryoglobulins, fasting chylomicronemia/markedly high triglycerides, or monoclonal gammopathies.  
– Consider measuring hemoglobin or hematocrit at baseline and approximately 36 to 96 hours post-infusion in patients at higher risk of hemolysis. If signs and/or symptoms of hemolysis are present after an infusion of PANZYGA, perform appropriate laboratory testing for confirmation.  
– If TRALI is suspected, perform appropriate tests for the presence of anti-neutrophil antibodies in both the product and patient's serum.

**6 ADVERSE REACTIONS**  
PI: The most common adverse reactions observed at a rate of more than 5% in subjects in clinical trials were: headache, abdominal pain, fever, nausea, and fatigue.

Chronic ITP in adults: The most common adverse reactions observed at a rate of more than 5% in subjects in clinical trials were: headache, fever, nausea, vomiting, dizziness, and anemia.  
CIDP in adults: The most common adverse reactions observed at a rate of more than 5% in subjects in clinical trials were: headache, fever, dermatitis, and blood pressure increased.  
The most serious adverse reaction observed with PANZYGA treatment during clinical trials was aseptic meningitis in one subject.

**6.1 Clinical Trials Experience**  
Because clinical trials are conducted under widely varying conditions, adverse reaction rates observed in the clinical trials of a product cannot be directly compared to rates in the clinical trials of another product and may not reflect the rates observed in clinical practice.

2013186-03



Treatment of Primary Humoral Immunodeficiency (PI)

In a prospective, open-label, single-arm, multicenter study in 51 children and adults with PI, subjects received PANZYGA at a dose between 200 to 800 mg/kg body weight every 3 or 4 weeks. Subjects participated in the study for a mean of 360 days. Infusions were initiated at a rate of 1 mg/kg/minute for the first 30 minutes, and, if tolerated, could be advanced to a maximum tolerated rate not exceeding 8 mg/kg/minute. The mean age of subjects was 26.8 years (range: 2 to 65 years).

This study was followed by an extension study that evaluated the safety of PANZYGA administered at higher infusion rates in 21 subjects that successfully had completed the first study. Nineteen of the 21 enrolled patients received PANZYGA up to the maximum allowed infusion rate of 14 mg/kg/minute. In the extension study, medication-related adverse events were reported in 4 of 21 subjects (19%). Adverse reactions occurring in more than 5% of subjects were nausea (9.5%) and headache (9.5%).  
In the study in PI, infusion-related adverse events (during or within 72 hours after the end of infusion) were reported in 16 patients (76%) enrolled in the 3-weeks treatment schedule and in 22 patients (73%) in the 4-weeks treatment schedule. Overall, 38 infusions (5%) had at least one adverse event considered related to study medication: 5 infusions (3%) in children, 4 infusions in adolescents (2%), and 29 infusions (8%) in adults. Study medication-related (possible or probable) infusion-related adverse reactions were associated with 35 infusions (5%) (overall); study medication-related headache was noted in 21 infusions (3%).

Adverse Reaction	No. of Subjects with Adverse Reaction (percentage of subjects)
Headache	11 (22%)
Abdominal pain (upper)	7 (14%)
Fever	7 (14%)
Nausea	5 (10%)
Sinusitis	4 (8%)
Fatigue	3 (6%)
Bronchitis	3 (6%)

\* Any infusional and any study medication related adverse events.  
Treatment of Chronic Immune Thrombocytopenia (ITP) in Adults  
In a prospective, open-label, single-arm, multicenter study, 40 adult subjects with chronic ITP received PANZYGA at a dose of 2 g/kg, administered daily as 1 g/kg intravenous infusions on 2 consecutive days. 3/40 subjects did not receive a second infusion of PANZYGA due to infusion reactions, including chills, headache, fever and nausea. All subjects except 1 received at least 1 infusion with the highest rate of 8 mg/kg/minute. Pre-medication to alleviate potential adverse drug reactions was not allowed in the study.  
There were 67 treatment emergent adverse events (TEAEs) reported in 24 (60%) subjects that were related to administration of PANZYGA. 55 of these adverse events (82%) were infusional adverse events that occurred within 72 hours after start of the infusion. Seven of these adverse events in 2 subjects were severe. These included headache, nausea, vomiting and chills.  
When analyzed by infusion, infusion-related adverse events were reported in 33 of the 77 infusions (43%).

Table 2: Adverse Reactions\* Occurring in more than 5% of Subjects with Chronic ITP in Adults

Adverse Reaction	No. of Subjects with Adverse Reaction (percentage of subjects)
Headache	20 (50%)
Fever	9 (23%)
Nausea	7 (18%)
Vomiting	4 (10%)
Dizziness	4 (10%)
Anemia	4 (10%)

\* Any infusional and any study medication related adverse events.  
One out of 40 subjects with ITP treated with PANZYGA developed aseptic meningitis on Day 2 of the infusion. This subject was managed with antibiotics and supportive care with recovery.

Baseline direct Coomb's test was performed in 39/40 subjects that were treated with PANZYGA. 10/39 (26%) subjects subsequently developed positive Coomb's test. One subject was not tested at baseline but had positive results on all 3 subsequent visits. Four of these subjects (10%) developed hemolytic anemia after receiving PANZYGA. These resolved spontaneously without any intervention.

Treatment of Chronic Inflammatory Demyelinating Polyneuropathy in Adults  
In a prospective, double-blind, randomized, multicenter study, 142 adult subjects with CIDP aged between 18 and 83 years were enrolled and randomized 1:2:1 to receive first a loading dose of 2 g/kg and then 0.5 g/kg, 1.0 g/kg or 2.0 g/kg PANZYGA for 7 maintenance infusions at 3-week intervals during the 24-week Dose-evaluation Phase (mean doses administered – including loading and rescue doses – were 0.91, 1.24 and 1.97 g/kg for 0.5, 1 and 2g/kg group, respectively).

All 142 subjects in this study received at least 1 dose of PANZYGA. The median maximum infusion rate was 0.12 mL/kg/min throughout the study in all dose groups. Seventy-three out of the 142 subjects experienced a total of 209 adverse reactions (AR). Table 3 summarizes the most frequent ARs that occurred in more than 5% of subjects. Generally, the incidence of ARs was similar across the dose groups; the only AR where a dose effect was evident was headache, with an incidence of 2.9% in the 0.5 g/kg group, 14.5% in the 1.0 g/kg group and 23.7% in the 2.0 g/kg group. Pre-medication for AEs was only allowed in subjects who had adverse events during 2 consecutive infusions. During the study 11 subjects (7.75%) received premedication.



Table 3: Adverse Reactions\* Occurring in more than 5% of Adult Subjects with CIDP

Adverse Reaction	No. of Subjects with Adverse Reaction (percentage of subjects)
Headache	21 (14.8%)
Fever	20 (14.1%)
Dermatitis	14 (9.9%)
Blood Pressure Increased	11 (7.7%)

\* Any infusional and any study medication related adverse events.

Two serious adverse reactions (headache and vomiting) were reported in one subject but did not lead to discontinuation of PANZYGA.

#### 6.2 Postmarketing Experience

The following adverse reactions have been identified during post-approval use of PANZYGA. Because these adverse reactions are reported voluntarily from a population of uncertain size, it is not always possible to reliably estimate their frequency or establish a causal relationship to drug exposure.

<b>Blood and lymphatic system disorders</b> Leucopenia, hemolysis, pancytopenia
<b>Immune system disorders</b> Hypersensitivity (e.g., anaphylaxis), anaphylactic shock, anaphylactic reaction, anaphylactoid reaction, allergic reaction, angioedema, face edema
<b>Metabolic and nutritional disorders</b> Fluid overload, (pseudo)hyponatremia
<b>Psychiatric disorders</b> Agitation, confusional state, anxiety, nervousness
<b>Nervous system disorders</b> Coma, loss of consciousness, seizures, (acute) encephalopathy, cerebrovascular accident, stroke, aseptic meningitis, migraine, speech disorder, paraesthesia, hypoaesthesia, photophobia, tremor
<b>Cardiac disorders</b> Myocardial infarction, cardiac arrest, angina pectoris, tachycardia, bradycardia, palpitations, cyanosis
<b>Vascular disorders</b> Hypotension, (deep vein) thrombosis, peripheral circulatory failure/collapse, hypertension, phlebitis, pallor
<b>Respiratory, thoracic and mediastinal disorders</b> Apnea, Acute Respiratory Distress Syndrome (ARDS), TRALI, respiratory failure, pulmonary embolism, pulmonary edema, bronchospasm, dyspnea, hypoxia, wheezing, cough
<b>Gastrointestinal disorders</b> Diarrhea, hepatic dysfunction, abdominal discomfort
<b>Skin and subcutaneous tissue disorders</b> Eczema, urticaria, rash (erythematous), pruritus, alopecia, Stevens-Johnson syndrome, epidermolysis, skin exfoliation, erythema (multiforme), dermatitis (e.g., bullous dermatitis)
<b>Musculoskeletal and connective tissue disorders</b> Back pain, arthralgia, myalgia, musculoskeletal pain, muscle stiffness, pain in extremity, neck pain, muscle spasm
<b>Renal and urinary disorders</b> Acute renal failure, osmotic nephropathy, renal pain
<b>General disorders and administration site conditions</b> Injection site reaction, chills, chest pain or discomfort, hot flush, flushing, flu-like illness, feeling cold or hot, edema, hyperhidrosis, malaise, asthenia, lethargy, burning sensation
<b>Investigations</b> Hepatic enzymes increased, oxygen saturation decreased, falsely elevated erythrocyte sedimentation rate, positive direct antiglobulin (Coombs') test

#### 7 DRUG INTERACTIONS

Clinical studies have not evaluated mixtures of PANZYGA with other drugs and intravenous solutions. It is recommended that PANZYGA is administered separately from other drugs or medications which the patient may be receiving. Do not mix the product.

Do not mix PANZYGA with IGIVs from other manufacturers.

Passively transferred antibodies in immunoglobulin preparations can confound the results of serological testing, e.g. false positive Treponema pallidum testing might occur.

Antibodies in PANZYGA may interfere with the response to live viral vaccines, such as measles, mumps, and rubella. Inform physicians of recent therapy with PANZYGA, so that administration of live viral vaccines, if indicated, can be appropriately delayed for 3 or more months from the time of PANZYGA administration.

#### 8 USE IN SPECIFIC POPULATIONS

##### 8.1 Pregnancy

###### Risk Summary

No human data are available to indicate the presence or absence of drug-associated risk. Animal reproduction studies have not been conducted with PANZYGA. It is also not known whether PANZYGA can cause fetal harm when administered to a pregnant woman or can affect reproduction capacity. Immune globulins cross the placenta from maternal circulation increasingly after 30 weeks of gestation. In the U.S. general population, the estimated background risk of major birth defects and miscarriage in clinically recognized pregnancies is 2-4% and 15-20%, respectively.

##### 8.2 Lactation

###### Risk summary

No human data are available to indicate the presence or absence of drug-associated risk. The developmental and health benefits of breastfeeding should

be considered along with the mother's clinical need for PANZYGA and any potential adverse effects on the breastfed infant from PANZYGA or from the underlying maternal condition.

##### 8.4 Pediatric Use

###### Treatment of Primary Humoral Immunodeficiency (PI)

PANZYGA was evaluated in 25 pediatric subjects (age range: 2-15 years). Twenty-five percent of PI subjects exposed to PANZYGA were children (between 2 and 12 years of age). Pharmacokinetics, efficacy and safety were similar to those in adults. No specific dose requirements were necessary to achieve the targeted serum IgG levels in the pediatric subjects.

###### Treatment of Immune Thrombocytopenia (ITP) in children

The safety and effectiveness of PANZYGA have not been established in pediatric patients with ITP.

###### Treatment of Chronic Inflammatory Demyelinating Polyneuropathy (CIDP) in children

The safety and effectiveness of PANZYGA have not been established in pediatric patients with CIDP.

##### 8.5 Geriatric Use

Clinical studies of PANZYGA in PID and ITP did not include sufficient numbers of subjects older than 65 years to determine whether they respond differently from younger subjects.

In the clinical study the safety and effectiveness of PANZYGA in subjects with CIDP older than 65 years was similar to those 65 years of age and younger. A total of 36 subjects older than 65 years were included in the clinical trial. Patients older than 65 years of age may be at increased risk for developing adverse reactions such as thromboembolic events and acute renal failure (See *Boxed Warnings* and *Thrombotic Events (5.4)* and *Renal Failure (5.2)*. Do not exceed recommended doses in this population, and apply the minimum practicable infusion rate.

#### 10 OVERDOSAGE

With intravenous administration, overdose may lead to fluid overload and hyperviscosity. Patients at risk of complications of fluid overload and hyperviscosity include elderly patients and those with cardiac or renal impairment.

#### 11 DESCRIPTION

Immune Globulin Intravenous (Human), PANZYGA, is a solvent/detergent (S/D)-treated, sterile preparation of highly purified immunoglobulin G (IgG) derived from large pools of human plasma. PANZYGA is a solution for infusion to be administered intravenously.

This preparation contains approximately 100 mg of protein per mL (10%), of which not less than 96% is normal human immunoglobulin G. PANZYGA contains not more than 3% aggregates, not less than 90% monomers and dimers, and not more than 3% fragments. On average, the product contains 100 µg/mL of IgA, and lower amounts of IgM.

PANZYGA contains only trace amounts of sodium, and the pH is between 4.5 and 5.0. The osmolality is in the range of 240-310 mosmol/kg. The manufacturing process for PANZYGA isolates IgG without additional chemical or enzymatic modification, and the Fc portion is maintained intact. PANZYGA contains the IgG antibody activities present in the donor population. IgG subclasses are fully represented with the following approximate percents of total IgG: IgG<sub>1</sub> is 65%, IgG<sub>2</sub> is 28%, IgG<sub>3</sub> is 3% and IgG<sub>4</sub> is 4%. PANZYGA contains a broad spectrum of IgG antibodies against bacterial and viral agents that are capable of opsonization and neutralization of microbes and toxins. PANZYGA contains glycine (15.0-19.5 mg/mL), but no preservatives or sucrose.

All units of human plasma used in the manufacture of PANZYGA are provided by FDA-approved blood and plasma establishments, and are tested by FDA-licensed serological tests for HBsAg, antibodies to HCV and HIV and Nucleic Acid Test (NAT) for HCV and HIV-1 and found to be non-reactive (negative).

The product is manufactured by the cold ethanol fractionation process followed by purification methodologies, as well as S/D treatment and nanofiltration (20 nm). The S/D mixture used is composed of tri-n-butyl phosphate (TNBP, solvent) and Triton X-100 (Octoxynol, detergent). The PANZYGA manufacturing process shows significant viral reduction and inactivation, demonstrated by in vitro infectivity studies (Table 4). The virus safety of PANZYGA is achieved through a combination of various process steps, including S/D treatment, ion-exchange chromatography, and nanofiltration (20 nm).

Table 4 shows the virus clearance during the manufacturing process for PANZYGA, expressed as the mean log<sub>10</sub> reduction factor (LRF).

Table 4: Virus Reduction by PANZYGA Manufacturing Process

Production Step	Virus Reduction Factor [log <sub>10</sub> ]				
	Enveloped Viruses			Non-Enveloped Viruses	
	HIV-1	PRV	BVDV	MEV	PPV
S/D treatment	≥ 4.67	≥ 6.59	≥ 4.47	n.a.	n.a.
Ion-exchange chromatography	n.d.	n.d.	n.d.	5.88	5.83
Nanofiltration (20 nm)	≥ 4.70	≥ 6.57	≥ 3.69	≥ 5.78	5.78
Global reduction factor	≥ 9.37	≥ 13.16	≥ 8.16	≥ 11.66	11.61

HIV-1: Human Immunodeficiency Virus – 1, a model for HIV-1 and HIV-2;

PRV: Pseudorabies Virus, a model for large enveloped DNA viruses (e.g., herpes virus);

BVDV: Bovine Viral Diarrhea Virus, a model for e.g., Hepatitis C virus (HCV) and West-Nile virus (WNV);

MEV: Mouse Encephalomyelitis virus, a model for Hepatitis A virus (HAV);

PPV: Porcine Parvovirus, a model for Human Parvovirus B19;

n.a.: not applicable;

n.d: not done.

Additionally, the manufacturing process was investigated for its capacity to decrease the infectivity of an experimental agent of transmissible spongiform encephalopathy (TSE), considered as a model for the vCJD and CJD agents. [10] Several of the individual production steps in the PANZYGA manufacturing process were shown to decrease TSE infectivity of that experimental model agent. TSE reduction steps include ion-exchange chromatography and nanofiltration, which together give a total of at least 10.4 log<sub>10</sub> decrease of infectivity. These studies provide reasonable assurance that low levels of CJD/vCJD agent infectivity, if present in the starting material, would be removed.

#### 12 CLINICAL PHARMACOLOGY

##### 12.1 Mechanism of Action

###### Treatment of Primary Humoral Immunodeficiency (PI)

PANZYGA supplies a broad spectrum of opsonic and neutralizing IgG antibodies against bacteria or their toxins. The mechanism of action in PI has not been fully elucidated.

###### Treatment of Chronic Immune Thrombocytopenia (ITP) in Adults

The mechanism of action of immunoglobulins in the treatment of chronic ITP in adults has not been fully elucidated.

###### Treatment of Chronic Inflammatory Demyelinating Polyneuropathy (CIDP) in Adults

The mechanism of action of immunoglobulins in the treatment of CIDP in adults has not been fully elucidated.

##### 12.2 Pharmacodynamics

PANZYGA contains mainly immunoglobulin G (IgG) with a broad spectrum of antibodies against various infectious agents reflecting the IgG activity found in the donor population. PANZYGA which is prepared from pooled material from not less than 1000 donors, has an IgG subclass distribution similar to that of native human plasma. Adequate doses of IGIV can restore abnormally low IgG level to the normal range. Standard pharmacodynamic studies were not performed.

##### 12.3 Pharmacokinetics

###### Treatment of Primary Humoral Immunodeficiency (PI)

In the PI study, 50 pediatric and adult subjects underwent pharmacokinetic assessments. Subjects received infusions of PANZYGA (200 to 800 mg/kg body weight) every 3 or 4 weeks for 12 months. Blood samples for PK study were collected between the 7<sup>th</sup> and 9<sup>th</sup> PANZYGA infusion, depending on the individual treatment schedule.

Table 5a and 5b summarize the pharmacokinetic parameters of PANZYGA, based on serum concentrations of total IgG, in subjects receiving infusions every 3, or 4 weeks, respectively.

Table 5: PI Study- Pharmacokinetic Parameters of PANZYGA in Subjects

a) PK Parameters: IgG Arm: 3-4 weeks

Parameter		Baseline Uncorrected				Baseline Corrected			
		0-≤6 Years	6-≤12 Years	12-≤16 Years	16-75 Years	0-≤6 Years	6-≤12 Years	12-≤16 Years	16-75 Years
N		1	4	8	8	1	4	8	8
Cmax (mg/mL)	Mean SD	18.5 (1.6)	20.0 (3.6)	21.2 (7.0)	23.7 (5.9)	8.8 (1.1)	9.2 (4.1)	9.0 (4.1)	10.9 (3.9)
AUC (0-tau) (mg*hr/mL)	Mean SD	6027 (156)	7278 (1385)	7331 (1505)	8176 (2013)	1138 (272)	1797 (1135)	1177 (1058)	1718 (648)
CL (mL/hr per kg)	Mean SD	0.1 (0.00)	0.08 (0.01)	0.06 (0.01)	0.06 (0.01)	0.4 (0.06)	0.32 (0.11)	0.42 (0.08)	0.30 (0.07)
Vss (mL/kg)	Mean SD	101 (9)	99 (5)	85 (14)	66 (20)	67 (25)	78 (25)	59 (25)	54 (21)
Half-life (days)	Mean SD	36.1 (11.8)	32.1 (41.7)	42.6 (6.6)	32.4 (20.8)	4.8 (1.2)	5.9 (7.2)	4.3 (2.1)	5.1 (4.5)

b) PK Parameters: IgG Arm: 4-weeks

Parameter		Baseline Uncorrected				Baseline Corrected			
		0-≤6 Years	6-≤12 Years	12-≤16 Years	16-75 Years	0-≤6 Years	6-≤12 Years	12-≤16 Years	16-75 Years
N		2	5	4	18	2	5	4	18
Cmax (mg/mL)	Mean SD	15.0 (1.6)	18.7 (2.0)	17.8 (3.8)	17.3 (3.7)	7.3 (2.2)	9.2 (2.4)	9.6 (3.8)	8.1 (2.1)
AUC (0-tau) (mg*hr/mL)	Mean SD	6585 (156)	8088 (1385)	7067 (1505)	7660 (2013)	1377 (272)	1672 (1135)	1645 (1058)	1539 (648)
CL (mL/hr per kg)	Mean SD	0.08 (0.00)	0.06 (0.01)	0.07 (0.02)	0.06 (0.02)	0.37 (0.06)	0.36 (0.19)	0.46 (0.19)	0.31 (0.13)
Vss (mL/kg)	Mean SD	94 (20)	131 (71)	61 (23)	79 (24)	73 (30)	111 (85)	584 (1056)	82 (47)
Half-life (days)	Mean SD	36.1 (11.8)	71.8 (41.7)	27.5 (6.6)	45.1 (20.8)	6.2 (1.2)	8.7 (7.2)	7.3 (2.1)	7.7 (4.5)

###### Treatment of Chronic Immune Thrombocytopenia (ITP) in Adults

Pharmacokinetic studies with PANZYGA have not been performed in adults with chronic ITP.

###### Treatment of Chronic Inflammatory Demyelinating Polyneuropathy (CIDP) in Adults

Pharmacokinetic studies with PANZYGA have not been performed in adult patients with CIDP.

The IgG trough levels were evaluated at each visit (Table 6) before the PANZYGA infusion. There was the option of rescue treatment with two consecutive infusions of 2.0 g/kg Panzyga at 3-week intervals (±4 days) for all subjects in the 0.5 and 1.0 g/kg Panzyga arms who were either stable at Week 6 or deteriorated after Week 3 and before Week 18. The actual administered dose for the three dose arms was: 0.91 ± 0.4 (n=35), 1.24 ± 0.2 (n=69) and 1.97 ± 0.2 (n=38) g/kg for 0.5, 1 and 2g/kg, respectively. There were no major differences among the three dose arms in demographic characteristics and baseline IgG levels. The percentage of increase in mean IgG from baseline to the end of study assessment was 46% in the 0.5 g/kg arm, 57% in the 1.0 g/kg arm and 91% in the 2.0 g/kg arm (Table 6).

Table 6: Mean IgG trough levels in subjects with CIDP

IgG troughs (g/L)		PANZYGA 0.5 g/kg (N=35)	PANZYGA 1.0 g/kg (N=69)	PANZYGA 2.0 g/kg (N=38)
Visit / Time point				
Visit 2 - Week 0	Mean (SD)	10.6 (3.1)	10.5 (2.5)	10.2 (3.0)
Visit 3 - Week 3	Mean (SD)	17.9 (3.5)	17.1 (3.1)	16.5 (3.3)
Visit 4 - Week 6	Mean (SD)	15.5 (3.0)	16.5 (3.3)	18.5 (4.0)
Visit 5 - Week 9	Mean (SD)	15.6 (3.3)	16.5 (3.0)	19.2 (4.4)
Visit 6 - Week 12	Mean (SD)	14.2 (2.6)	16.8 (3.8)	19.6 (4.3)
Visit 7 - Week 15	Mean (SD)	14.1 (2.7)	16.2 (3.4)	19.7 (4.4)
Visit 8 - Week 18	Mean (SD)	14.1 (2.3)	15.9 (3.1)	19.6 (5.2)
Visit 9 - Week 21	Mean (SD)	14.3 (2.3)	16.0 (3.0)	18.9 (3.5)
End of Study - Week 24	Mean (SD)	15.5 (3.6)	16.5 (3.3)	19.5 (4.6)

#### 13 NONCLINICAL TOXICOLOGY

##### 13.1 Carcinogenesis, Mutagenesis, Impairment of Fertility

No animal studies were conducted on carcinogenesis, mutagenesis, or impairment of fertility with PANZYGA.

##### 13.2 Animal Toxicology and/or Pharmacology

Several standard nonclinical proof-of-concept and safety studies were performed with PANZYGA in animals. These included acute toxicity, pharmacokinetic, local tolerance, and safety pharmacology studies. PANZYGA. There were no adverse effects attributed to PANZYGA in the animal studies. TNBP and Octoxynol-9 may be found in PANZYGA in trace amounts. In single- and repeated-dose toxicity studies in animals, these impurities caused no adverse effects when administered (alone or in combination) at doses multiple times higher than the equivalent human dose. A mixture of these compounds did not show teratogenic effects when administered to pregnant rabbits and rats during organogenesis.

#### 14 CLINICAL STUDIES

##### 14.1 Treatment of Primary Humoral Immunodeficiency (PI)

Study 1: In a prospective, open-label, single-arm, multicenter study in 51 children and adults with PI, subjects received PANZYGA at a dose between 200 to 800 mg/kg body weight every 3 or 4 weeks. Subjects participated in the study for a mean of 360 days. Infusions were initiated at a rate of 1 mg/kg/min for the first 30 minutes, and, if tolerated, could be advanced to a maximum tolerated rate not exceeding 8 mg/kg/min. The mean age of subjects was 26.8 years (range: 2 to 65 years).

The primary efficacy endpoint was the number of episodes of serious bacterial infections per patient per year. Serious infection included pneumonia, bacteremia or sepsis, osteomyelitis/septic arthritis, visceral abscesses, or bacterial meningitis. Secondary efficacy variables included: occurrence of any infection of any kind or seriousness; time to resolution of infections; use of antibiotics; the number of days of work/school missed; the number and days of hospitalizations; and the number of episodes of fever.

For the primary endpoint, the observed rate was 0.08 serious bacterial infections per patient per year (4 infections over 50.2 patient-years).

Only 1 adult patient was hospitalized due to an infection for 4 days (overall rate of days in hospital per person-year: 0.080). Episodes of fever were observed for less than 25% of all patients. The mean resolution time was 14 days for serious bacterial infections and 18 days for other infections. Approximately 50% of all patients missed at least 1 day of work or school due to infections, with an annual rate of less than 4 days/person-year.

Table 7 summarizes the efficacy results for all 51 subjects.

Table 7: Study 1 – Summary of Efficacy Results for subjects with PI

Category	Result	Unit
Number of subjects	51	Subjects
Total number of subject days	18,349	Days
Annual rate of confirmed serious bacterial infections (SBI)*	0.080	SBIs/person-year **
Annual rate of other infections	3.682	Inf./person-year
Number of subjects (%) with use of antibiotics	42 (82.4%)	Subjects (%)
Annual rate of use of antibiotics	87	Days/person-year
Absences from work or school due to Infection, number of days (%)	183 (1.0%)	Days (%)
Annual rate of absences from work or school due to infection	3.6	Days/person-year
Hospitalization due to infection, number of days	4	Days
Annual rate of hospitalizations due to infection	0.1	Day/person-year

\* Defined as bacteremia/sepsis, bacterial meningitis, osteomyelitis/septic arthritis, bacterial pneumonia and visceral abscess

\*\* Upper 1-sided 99% confidence interval: 0.503

Throughout the entire study, the serum IgG trough levels were nearly constant for both treatment schedules and were above the required trough levels of about 5-6 g/L. The calculated pharmacokinetic parameters showed that the minimum concentration of IgG was at least 6.8 g/L for both treatment intervals.

##### 14.2 Treatment of Chronic Immune Thrombocytopenia (ITP) in Adults

A prospective, open-label, single-arm, multicenter study assessed the efficacy, safety, and tolerability of PANZYGA in 40 subjects with chronic ITP and a platelet count of 20 × 10<sup>9</sup>/L or less. Subjects ranged in age from 18 to 72 years (median: 32 years); 43% were female and 57% were male. Ninety percent of the subjects were Caucasian and 10% were Asian.

Subjects received a 2 g/kg dose of PANZYGA administered as two daily 1 g/kg intravenous doses, given on 2 consecutive days. All but one patient received the maximum infusion rate of 8 mg/kg/minute, starting at 1 mg/kg/minute. Platelet counts were measured on Days 1 to 8, 15, and 22.

The study was designed to determine the response rate, defined as the percentage of subjects with an increase in platelet count to at least 50 × 10<sup>9</sup>/L within 7 days after the first infusion (responders). Additionally, maximum platelet count, the time to reach a platelet count of at least 50 × 10<sup>9</sup>/L within the first 7 days, the duration of that response (i.e., the number of days the platelet count remained in excess of 50 × 10<sup>9</sup>/L), and the regression of hemorrhages in subjects who had bleeding at baseline were observed. Of the 36 subjects in the full analysis set, 29 (81%: 95% CI: 64%-92%). responded to PANZYGA with a rise in platelet count to at least 50 × 10<sup>9</sup>/L within 7 days after the first infusion. The lower bound of the overall 95% confidence interval for the response rate in all 36 subjects (64%) is above the predefined response rate of 60%.

Table 8 shows the median and mean of the maximum platelet count.

Table 8: Maximum Platelet Count (×10<sup>9</sup>/L)

	ITP subjects (n=36)
Median and range	196 (8 to 1067)
Mean ± standard deviation	237 ± 205

Table 9 shows the median and mean of the time to and duration of platelet response.

Table 9: Time to and Duration of Platelet Response (Responders Only).

	Time to Platelet Response (at least 50×10 <sup>9</sup> /L) (Days)	Duration of Platelet Response (Days)
	ITP Subjects Responders (n=29)	ITP Subjects Responders (n=29)
Median and range	2 (1 to 4)	14 (1 to 20)
Mean ± standard deviation	1.8 ± 0.8	12.4 ± 5.8

Of the 36 subjects, 23 (64%) subjects had bleeding at baseline. Bleeding was minor in 14 subjects (39%), mild in 2 subjects (6%) and moderate in 7 subjects (19%). On Day 7, only 14% of subjects were bleeding (5/36). Persistent bleeding was mild in 1 and minor in 2 subjects. Information regarding bleeding resolution was missing in 2 subjects with moderate bleeding.

##### 14.3 Treatment of Chronic Inflammatory Demyelinating Polyneuropathy (CIDP) in Adults

The efficacy of PANZYGA in adults with CIDP was evaluated in a prospective, double-blind, randomized, multicenter study that enrolled 142 adult subjects (between 18 and 83 years of age) with CIDP who deteriorated in the Wash-out Phase, during which the current medication (immunoglobulins or corticosteroids) was reduced gradually. Subjects were randomized 1:2:1 to receive first a loading dose of 2 g/kg, and then 0.5 g/kg, 1.0 g/kg or 2.0 g/kg PANZYGA according to their respective dose arm for 7 maintenance infusions at 3-week intervals during the 24-week Dose-evaluation Phase. Subjects in the 0.5 g/kg and 1.0 g/kg arms had the option of rescue treatment with two consecutive infusions of 2.0 g/kg Panzyga at 3-week intervals if criteria were met [CLINICAL PHARMACOLOGY (12.3)].

Efficacy was based on the proportion of responders in the 1.0 g/kg PANZYGA arm at Week 24 relative to Baseline (Week 0). A responder was defined as a subject with a decrease of at least 1 point in the adjusted 10-point Inflammatory Neuropathy Cause and Treatment (INCAT) disability score at Week 24 relative to Baseline. The proportion of responders in the 1.0 g/kg arm was 79.71% (95% CI: 68.8, 87.5), with 55 out of 69 subjects classified as responders. Efficacy was supported by the proportion of responders in the 2.0 g/kg dose arm in the adjusted INCAT disability score, and the proportion of responders in the 1.0 g/kg and 2.0 g/kg dose arms in the grip strength, inflammatory Rasch-built Overall Disability Scale (I-RODS) and Medical Research Council (MRC) sum scores (Table 10).

Table 10: Responder rates for different efficacy scores and dose arms

	1
--	---