

## Otoscope for the Small Animal Practice



## Otoscope for the Small Animal Practice

Diagnostic otoscopy is one of the most important applications of endoscopes in veterinary medicine. Disorders of the external ear are common in dogs; the easy access and superior visualization afforded by this technique make endoscopy an ideal method of examination.

KARL STORZ now offers a veterinary otoscope set designed for use in the awake patient as well as those under general anesthesia. The shape and adapted length make it possible to carry out thorough examinations even in dog breeds with long aural passages.

Used in combination with a KARL STORZ endoscopic camera system and a documentation system, the otoscope provides a precise means of assessment of treatment and follow-up, documentation of findings and client education.

A rigid endoscope allows examination and diagnostic sampling of the middle ear as well. Under precise visual control, a myringotomy can be performed when indicated.

The otoscope is also designed for treatment of various conditions of the external ear: cleansing the ear with flushing and suction through the channel; curettage of inflamed ears laden with debris, removal of foreign objects, polypectomy, etc.

For safe and thorough ear cleaning under constant endoscopic visualization, the VETPUMP® 2 is an excellent solution (For more information, please see ENDOWORLD® VET 26).

In addition to examination and treatment of the ear, the KARL STORZ veterinary otoscope is used to examine and document dermatologic and dental lesions.



Fig. 1:  
Nasopharyngeal polyp protruding  
from Eustachian tube

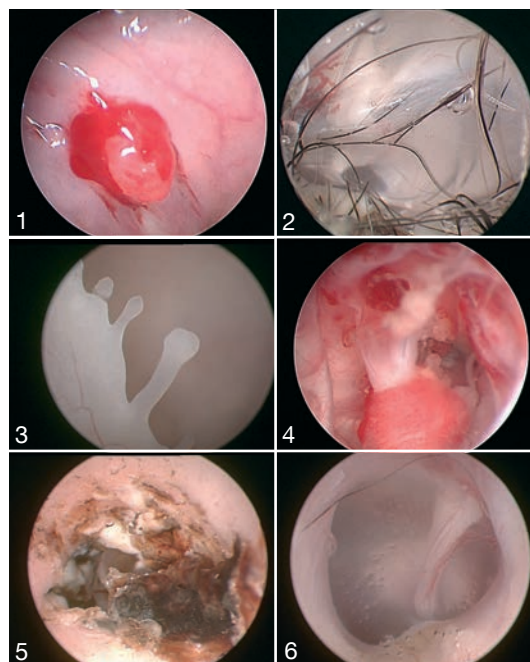
Fig. 2:  
Normal tympanum

Fig. 3:  
Polyps in the middle ear

Fig. 4:  
Tumor in the middle ear

Fig. 5:  
Otitis externa with perforated tympanum

Fig. 6:  
Otoscopy, cat



## Otoscope Set



- 67260OSA **Veterinary Otoscope Set**  
including:  
**Otoscope**, for dogs and cats, **autoclavable**,  
diameter 5 mm, length 8.5 cm, with integrated  
working channel 5 Fr. in diameter  
**3-way Stopcock**, for simultaneous use of  
instruments and irrigation or suction

## Optional Accessories



- 67262S **2-way Stopcock**, for simultaneous use  
of instruments and irrigation or suction  
15006D **“ULTRA STOP” Antifog Solution**, 15 ml,  
atomizer bottle  
15006C **Same**, 30 ml, sterile, pierce bottle

# Instruments



67161Z

**Biopsy Forceps**, flexible, oval, double action jaws, 5 Fr., length 34 cm



67161T

**Grasping Forceps**, flexible, oval, double action jaws, 5 Fr., length 34 cm



67159L

**Polypectomy Snare**, 5 Fr., length 32 cm including:  
**Handle**  
**Tube**  
**Snare**  
**Adaptor**



67071XS

**Myringotomy Needle**, with outer tube including:  
**Flexible Needle**, outer diameter 0.7 mm  
**Outer Tube**, outer diameter 1.5 mm



67261K

**Ear Curette**, small, 5 Fr., length 30 cm



67261KL

**Ear Curette**, large, for insertion in the working channel from the distal end, length 30 cm



62992

**OTEX® Brush**, 5 Fr., bristle diameter 5 mm, length 19 cm




62993

**OTEX® Brush**, 5 Fr., bristle diameter 7 mm, length 19 cm

## Flushing and Suction for Deep Ear Cleaning

The VETPUMP® 2 suction and irrigation device makes cleaning ears easier than ever before.

More powerful, more precise and safer than other units, the VETPUMP® 2 is the ultimate device for lavage and suction during otoscopy, gastroscopy, laparoscopy and more.



69321601 **VETPUMP® VETPUMP® 2**, adjustable suction and irrigation pump, power supply 100/120/230/240 VAC, 50/60 Hz including:

**Mains Cord**

**Mains Cord, US version**

**Suction Bottle, 1.5 l, sterilizable**

**Bottle Cap, for Suction Bottle**


**Bottle Holder, for Suction Bottle**

**Irrigation Bottle**

**Bottle Cap, for Irrigation Bottle**


**Bottle Holder, for Irrigation Bottle**

## Accessories for Otoscopy



69320033

**Silicone Tubing Set**, irrigation-suction from unit to bottles, **autoclavable**, for use with VETPUMP® 2 and Otoscope



69811

**Instrument Tubing Set, autoclavable**, connects bottles to Handle 69810, for use with VETPUMP® 2



69810

**Handle**, for irrigation and suction, **autoclavable**, for use with Tubing Set 69811, in conjunction with 5 mm suction and irrigation tubes and catheters any size with LUER-Lock connection



# Mobile Endoscopic Imaging System

## Five devices, one compact unit

This high-performance, all-in-one unit integrates every component necessary for endoscopic imaging: camera, light source, monitor, insufflation pump and image capture.

The TELE PACK VET X LED is compatible with all types of endoscopes, including videoendoscopes, rigid telescopes, fiberscopes and exoscopes.



RP100S1

**TELE PACK VET X LED**, endoscopic video unit for use with all KARL STORZ TELECAM one-chip camera heads, veterinary video camera heads and video endoscopes, with integrated insufflation pump, incl. LED light source similar to Xenon technology, with integrated digital Image Processing Module, 15" LCD TFT monitor with LED backlight, USB/SD memory module, color systems PAL/NTSC, power supply 100 – 240 VAC, 50/60 Hz

including:

**USB Flash Drive**, 32 GB

**SD-Card**, 32 GB

**Mains Cord**

**Mains Cord**, US plug

**Case**

RP100S2

**Same**, without case

For optional accessories see **ENDOWORLD® VET 36**, **TELE PACK VET X LED**

Endoscopic images courtesy of Dr. Timothy C. McCarthy



## Camera Head



20212030  
20212130

**PAL**  
**NTSC**

**TELECAM**  
**One-Chip Camera Head**

color systems PAL/NTSC, soakable, gas-sterilizable, with integrated Parfocal Zoom Lens, f = 25-50 mm, (2x), 2 freely programmable camera head buttons

For other camera head options, see **ENDOWORLD® VET 36, TELE PACK VET X LED**

## Fiber Optic Light Cable



69495NA **Fiber Optic Light Cable**, with straight connector, diameter 3.5 mm, length 230 cm

## Adaptor



495KS **Adaptor**, for standard KARL STORZ fiber optic light cable (except 495NCS)

## Video Otoscopy in the Exam Room

The C-MAC® monitor exam room system makes video otoscopic exams during wellness check-ups, fast, easy and financially feasible for any practice. The compact design is ideal for small spaces, while the portability makes it convenient for use in multiple exam rooms - and it's ready for use in seconds. Images and videos can be played back on the 7" C-MAC® monitor, or, if desired, on a connected external monitor.

An integrated documentation system captures still images and videos on an SD or USB flash drive.



8403ZXK



**C-MAC® Monitor for CMOS Endoscopes**, screen size 7" with 1280 x 800 pixel resolution, two camera inputs, a USB and a HDMI port, optimized user interface, video and image capturing in real time on SD card, playback of recorded video clips and still images, data transfer from SD card to USB flash drive possible, splash-proof according to IP54, suitable for wipe disinfection, shock-resistant ABS plastic housing, intelligent power management with rechargeable Li-Ion batteries, VESA 75 mounting option, power adaptor for EU, UK, USA and Australia, power supply 110 – 240 VAC, 50/60 Hz, for use with CMOS video endoscopes

20290132



**C-CAM® Camera Head**, 8-pin, one-chip CMOS camera head, resolution 640 x 480, focal length  $f = 20$  mm, compatible with CHUB® 20290101 and 20290320 as well as C-MAC® 8402ZX and 8403ZX

11301D4



**Battery Light Source LED for Endoscopes**, with fast screw thread, brightness  $> 110$  lm /  $> 150$  klx, burning time  $> 120$  min, weight approx. 150 g ready for use, with 2 Photo Batteries 121306P

## Optional Accessory

8401YA

**Stand**, for C-MAC® monitor, height 120 cm, rollable with five feet and antistatic castors, crossbar 25 cm x diameter 25 mm, for positioning the monitor, with tray for laryngoscopes, dimensions (w x d x h): 30 x 20 x 10 cm



8401YA



# 75 Years

*Shaping the Future  
of Endoscopy with you*

**STORZ**  
KARL STORZ — ENDOSKOPE

THE DIAMOND STANDARD



KARL STORZ SE & Co. KG  
Dr.-Karl-Storz-Straße 34, 78532 Tuttlingen/Germany  
Postbox 230, 78503 Tuttlingen/Germany  
Phone: +49 7461 708-0  
Fax: +49 7461 708-105  
E-Mail: [vet@karlstorz.com](mailto:vet@karlstorz.com)

[www.karlstorz.com](http://www.karlstorz.com)

