






Silt Sock

EROSION CONTROL PRODUCTS

WI - (608)438-7625 | MANUFACTURING LOCATIONS IN WISCONSIN, MINNESOTA, & GEORGIA | (320)333-6485 - MN

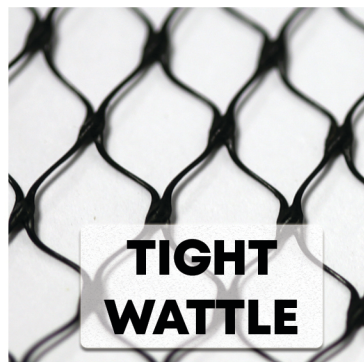
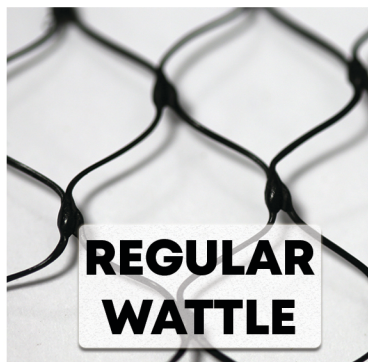



ULTRA offers the strength of our HD with a larger opening in the fabric.




HEAVY DUTY is our strongest fabric.

STANDARD DUTY is our most economical fabric.



WATTLE NETTING offered in regular or tight based on what's required for containment level in your straw wattle



HDPE was engineered for specifications that require a 5 mil HDPE fabrics.

BIO is engineered to last through a longer construction cycle, then completely degrade.

NATURAL was designed in response to some states interest in natural fiber biodegradability.

WI - (608)438-7625 | MANUFACTURING LOCATIONS IN WISCONSIN, MINNESOTA, & GEORGIA | (320)333-6485 - MN