

Keeping bullying off TikTok



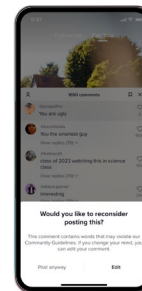
1. Our Community Guidelines

Bullying and harassment are **not allowed** on TikTok, and if you see someone breaking the rules, you can report them directly in-app so our team can investigate.



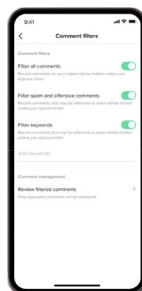
2. Think before you post

Sometimes we all need a little reminder to be more kind to each other. That's why we **remind people** to reconsider posting unkind comments.



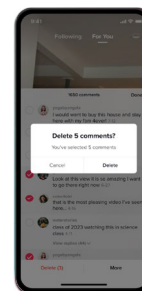
3. Filter all comments

Want more control over your comments? We've got you covered with our **Filter all comments** tool which allows you to choose which comments appear on your content.



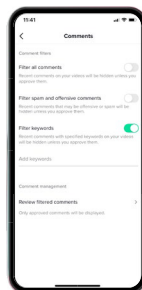
4. Bulk block, delete, and report

You can **delete multiple comments at once** or **report them** for potentially violating our Community Guidelines. You can also block or report accounts in bulk, up to 100 at a time.



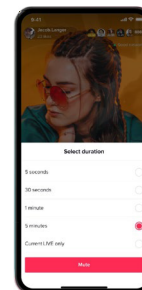
5. Keyword filters

On TikTok, you can create a **custom list of keywords** so that comments with those keywords are hidden unless you approve them.



6. Turn off comments on LIVE or temporarily mute someone

If you're over 16, you can host a livestream and are in control of your experience. You can choose to turn off all comments or **temporarily mute someone** for a few seconds or minutes if they are being unkind.



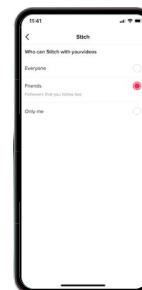
7. Direct messaging

If you're 16-17, your DMs are set to "No one" by default. To message others, you'll need to actively switch to a different sharing option.



8. Decide who can Stitch or Duet

If you're 13-15, Duet and Stitch are set to **"only me"** and can't be changed.



9. #CreateKindness on TikTok

We want to encourage everyone to be kind to each other, which is why we encourage our community to spread **love** and **positivity** on the platform.



10. Bullying prevention resources on TikTok

We've worked with experts to develop **resources** on TikTok that help identify bullying behavior and how to take action when someone is bullied.

