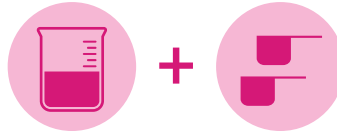


Our recommendations for using Encala with tube feeding



Flush Method

Slowly mix two scoops of Encala into at least 2 oz of water.



Use a whisk for about 2 minutes until Encala is fully incorporated into water.

2 minutes



Syringe
Bolus
Feed

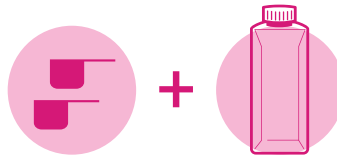


Gravity
Bolus
Feed



Pump
Bolus
Feed

Mix two scoops of Encala into at least 8 oz of formula.



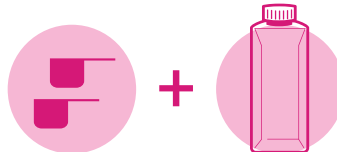
Use an immersion blender for about 2 minutes until Encala is fully incorporated into formula.

2 minutes




Continuous feed
over 4hrs infusion

Mix two scoops of Encala into at least 8 oz of formula.



Use an immersion blender for about 2 minutes until Encala is fully incorporated into formula.

2 minutes



See additional tips and considerations on reverse ›

Additional Tube Feeding Tips and Considerations

1

Consider mixing a large batch in advance by adding the total formula needed for the day with Encala and refrigerate.

Then remix briefly with an immersion blender before use.




2

When using fiber containing or high calorie formula ($>1.5\text{cal/mL}$), if suboptimal solubility is noticed, or if full amount of formula is not easily dispensed via gravity, pump bolus or continuous feeds; decrease to one scoop of Encala into at least 8oz of formula.

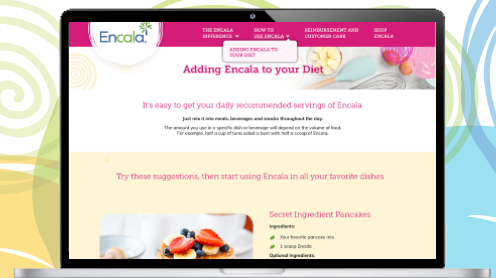
3

Incorporation is enhanced by blending Encala with formula, allowing it to sit 5-10 minutes and then briefly blending again before administering.



Adding Encala to a tube feeding regimen will not only provide additional readily absorbable healthy fat but will also improve the absorption of fat and fat-soluble vitamins in the accompanying tube feed.

Learn more at
www.encala.com



If you have questions, please contact your account specialist or email your questions to Encala@EnvaraHealth.com



101 Lindenwood Drive, Suite 125 Malvern, PA 19355
© 2021 Envara Health ENV-0680 05/2021