

*Built to Last. Built for You. Built by Boyd.*

## Oral Surgery Products



Your surgery center.  
Built by Boyd.



**Boyd Industries, Inc.**

# Oral surgery centers designed just for you.

## **Boyd Custom Clinical Cabinetry**

Contact Boyd at 727.471.5072 to  
discover the office  
Boyd can create for you.

**E3010CB Exam Chair**  
with LL64 Lever-lock  
headrest. Page 6-9.

**C300 Exam  
Light** ceiling  
mounted.  
Page 11.

**Ultraleather Pro  
Upholstery**  
with memory foam  
option. Page 9.





At Boyd Industries, we recognize that every surgeon is unique. That's why we design our equipment and offices with you in mind. Innovative, functional and ergonomic — that's what you'll notice at first glance. Take a deeper look and you'll see the quality and craftsmanship that goes into every product Boyd creates. From first look, to installation, and beyond—we offer our customers unparalleled products and support.

**Boyd Oral Surgery Products**

Surgical Tables and Chairs .....2 - 5

Examination and Procedure Chairs .....6 - 7

Chair Accessories – Headrests .....8

Chair Accessories – Armboards & Upholstery ...9

Mobile Instrument Tables ..... 10

C500 Camera Exam Light ..... 11

Operatory Cameras ..... 12

Doctor & Assistant Seating..... 13-14

Prestige Operatory Carts..... 15

Product Comparisons..... 16

The Boyd Warranty..... 17

# Surgery tables

Comfort for your patient. Easy controls for you.

The S2601 Surgery Table is the benchmark in oral surgery tables, featuring a durable steel frame, 22 ½" wide seat, and ergonomic, tapered back for easier access to the patient. Four quiet, low-voltage, precision movement, DC motors independently operate height, tilt, back, toe adjustment, and powerful vertical lift column base – rated for up to 500 lb. capacity – with 16" vertical stroke.



## Double articulating headrest

Boyd surgical tables and chairs come standard with choice of Lever or Pinch-lock, double articulating headrests for maximum stability and patient positioning. Page 8.

## Tapered back with rail mounts

S2601's tapered back promotes doctor ergonomics, allowing closer patient access on either side of table. Boyd's proprietary accessory mounting rails add flexibility for arm board and/or accessory positioning.

## Improved universal IV arm board design

Boyd-improved design for the universal 8-way arm board mechanism, reduces downward deflection of the arm board to make more comfortable patient ingress and egress.

## Multi-function tethered foot control

Detachable quad-function, programmable foot control combines efficiency and safety. Foot control or optional hand control, with 3 memory settings for frequently used chair positions, and emergency stop and position lock-out buttons for patient safety.

## Increased versatility with added swivel or mobile base

The S2601 can be ordered with a swivel or mobile base, to fit the design and needs of your operatory suite.

2



3



4



5



6



7



8



9



10



### 1. S2601 Surgery Table

S2601 Standard/Putty Trim PN: 100-2604  
 S2601 Standard/Black Trim PN: 100-2604B  
 S2601 Swivel/Putty Trim PN: 100-2650  
 S2601 Swivel/Black Trim PN: 100-2650B  
 S2601 Mobile/Putty Trim PN: 100-2652  
 S2601 Mobile/Black Trim PN: 100-2652B

**2, 3 and 4. S2601/2605 Surgery Table** Home, Supine and Trendelenburg positions.

### 5. Standard base

**6. Swivel base** 350° total swivel

### 7. Mobile base

**8. S2605 Rectangular-shaped back** designed for dermatology or cosmetic surgery procedures where patients often are in supine, prone or lateral recumbent positions. Chair includes all other features of the S2601.

S2605 Standard/Putty Trim PN: 100-2614  
 S2605 Standard/Black Trim PN: 100-2614B  
 S2605 Swivel/Putty Trim PN: 100-2670  
 S2605 Swivel/Black Trim PN: 100-2670B  
 S2605 Mobile/Putty Trim PN: 100-2672  
 S2605 Mobile/Black Trim PN: 100-2672B

**9. Back Rail** provides additional patient positioning.

**10. Hand Control** (optional) provides alternate method for patient positioning.

# Surgery chairs

Complete flexibility for the highest care levels.

The **S2610-series** surgery chairs feature a durable steel frame, ergonomic, thin-tapered back for easier patient access, and quiet, low-voltage DC motor for precision movement of height, tilt, back or toe adjustment. Chair movements are controlled by detachable 3-position programmable foot control. Cantilever-style base has starting height of 19" with 14" vertical stroke.

Clear, plastic foot protector, body restraint strap, and in-seat, duplex 115v AC, medical grade receptacle are all standard features. Rated for up to 500 lbs. lift capacity.

**S2614 Quad Function Surgery Chair** with flat plate and corded foot control.

Putty Frame, Standard Foam and Vinyl PN: 100-2694

Black Frame, Standard Foam and Vinyl PN: 100-2694B

**Double articulating headrest** see our complete headrest selection on page 8.

**Back and seat stitching options**

Pictured here with Plush "A" style. See all stitching choices on page 9.

**Choose between rail mount or compensating arm boards**

Configure your chair design with Boyd's universal rail-mount design or compensating arms.

**Boltaflex Upholstery**



Coated with PreFixx® protective finish for easy cleaning and color fastness. Engineered to resist staining caused by common disinfecting agents. Back and seat stitching options available, see page 9.

**Tethered multi-function foot control**

Movable multi-function, programmable foot control combines efficiency and safety. Foot (or optional hand) control, has 3 memory settings for frequent chair positions and emergency stop control and position lock-out buttons for patient safety.

**Low voltage DC actuators (motors)**

Precise, smooth, and quiet movement for patient positioning.



**1. S2615 Tri-function Surgery Chair** with flat plate and corded foot control.

Putty Trim PN: 100-2695 Black Trim PN: 100-2695B

**2, 3, 4.** The S2614 and S2615 all are fully adjustable in the upright, supine and Trendelenburg positions.

**5. Hand control** (optional) A corded remote makes patient positioning convenient.

**6. Duplex accessory outlets** conveniently placed so you're never without power when and where you need it. 115vAC 5 amps.

**7. Back rails** (optional on S2615/S2614) Provides additional patient arm positioning.



*S2614 pictured with Ultraeather Pro™ "Nile," Style A Upholstery, LL-69 Lever-lock Prosthetic Pillow Headrest, PA-110 Patient Arm Universal Rail Mount, IV-119 Multi Position IV Arm Board Universal Rail Mount, Putty Trim.*

*S2615 pictured with Grand Sierra™ Navy, Style A Upholstery, LL-69 Lever-lock Prosthetic Pillow Headrest, PA-110 Patient Arm Universal Rail Mount, IV-119 Multi Position IV Arm Board Universal Rail Mount, Putty Trim.*

# Exam & minor procedures chairs

## Choice of double articulating headrest

Choose between Boyd's Lever-lock or Pinch-lock style surgical headrests.

## Versatile chair arms

swing down and out of the way for patient entry and exit.

**Low voltage DC actuators (motors)** provide smooth and quiet movement to position the patient.

The **3010CB** Exam/procedures chairs feature all-steel frame construction, winged-style back, two-piece seat, synchronized drop toe, flip-down, patient arm rests, programmable hand controls with "return to home" button. The snap-on/snap-off upholstery is offered in vinyl with standard foam and clear plastic foot protector. Ultraleather Pro is available as an upgrade.

E3010-CB Putty Base PN: 100-3030

E3010-CB Black Base PN: 100-3030B

**Integrated hand controls** along both sides of back for easy access.

**Upgrade to Ultraleather Pro™ and Memory Foam** for added patient comfort.

**Synchronized drop-toe seat** designed to raise and lower in unison with the back movement.



Standard features for all exam/procedure chairs: all-steel frame construction, winged-style back, two-piece seat with synchronized drop toe.

**1. E3010LC Exam/Procedures Chair** features: flip-down patient arm rests, vertical lift-style base with 8" vertical stroke, detachable, dual-function, 3-position, programmable foot control with emergency stop and "return to home" button to return patient to full upright position. Snap-on/snap-off upholstery with vinyl and standard foam and clear plastic foot protector. Optional upgrade: Ultraleather Pro upholstery.

E3010-LC Putty Base PN: 100-3015  
E3010-LC Black Base PN: 100-3015B

**2. E5550X Exam/Procedures Chair** features: flip-down toe board and patient arm rests, cantilevered lift style base with 14" vertical stroke, membrane-style hand controls along chair back, detachable, dual-function, 3-position, programmable foot control with emergency stop and "return to home" button to return patient to full upright position. Snap-on/snap-off upholstery with vinyl and standard foam.

E5550X Putty Base/115 vAC PN: 100-5550X  
E5550X Black Base/115 vAC PN: 100-5550XB

**3. E5550 Exam/Procedures Chair** features: flip-down toe board and patient arm rests, cantilevered lift-swivel style base with 14" vertical stroke, membrane-style hand controls along chair back, detachable, dual-function, 3-position, programmable foot control with emergency stop and "return to home" button to return patient to full upright position. Snap-on/snap-off upholstery with vinyl and standard foam.

E5550 Putty Base/115 vAC PN: 100-5550  
E5550 Black Base/115 vAC PN: 100-5550B

**4. E530 Exam/Procedures Chair** features: manually-adjusted seat, patient arm rests, pump or electrical vertical lift-style base, 360° swivel base. Snap-on/snap-off upholstery with vinyl and standard foam and clear plastic foot cover. Optional upgrade: Ultraleather Pro upholstery.

E530 Pump Base, Black Trim PN: 100-5307B

**5. E535 Exam/Imaging Chair** features: manually-adjusted seat, patient arm rests, pump or electrical vertical lift-style base, 360° swivel base. Snap-on/snap-off upholstery with vinyl and standard foam and clear plastic foot cover. Optional upgrade: Ultraleather Pro upholstery.

E535 Electric Base, Putty Trim PN: 100-5357  
E535 Electric Base, Black Trim PN: 100-5357B

**6. PTC653 Patient Transfer/Recover Chair** features: three recliner positions, manual full-range backrest, trendelenburg capability, four – 5" locking swivel casters, two-swing-up 11" x 18" utility tables, transport handle on back w/ release lever and a choice of upholstery color.

Shown with Black, Group "A" upholstery.

PTC653 Standard PN: 100-6531  
IV Bottle Hanger PN: 95--9809

# Chair accessories

Choose stability and versatility in our headrests.

All Boyd chairs come standard with your choice of headrests. Choose your style based on your needs.




**Pinch-lock Release Headrests** Dual Articulating Headrests - Pinch tabs for positioning and release to lock. Allows headrest to be positioned over the back for smaller patients.

- 1. PL-49** Pinch-lock Pillow Prosthetic  
Putty Trim PN: 67-1549 Black Trim PN: 67-1549B
- 2. PL-42** Pinch-lock Pillow Prosthetic w/ Forearm Supports  
Putty Trim PN: 67-1548 Black Trim PN: 67-1548B
- 3. PL-53** Pinch-lock Flat w/ Magnetic Pillow  
Putty Trim PN: 67-1553 Black Trim PN: 67-1553B
- 4. PL-54** Pinch-lock Flat w/ Magnetic Pillow and Forearm Supports  
Putty Trim PN: 67-1554 Black Trim PN: 67-1554B



**Lever-lock Release Headrests** Dual Articulating Headrests - Release lever, position and lock into place. Allows headrest to be positioned over the back for smaller patients.

- 5. LL-69** Lever-lock Pillow Prosthetic  
Putty Trim PN: 67-1569 Black Trim PN: 67-1569B
- 6. LL-62** Lever-lock Pillow Prosthetic w/ Forearm Supports  
Putty Trim PN: 67-1562 Black Trim PN: 67-1562B
- 7. LL-63** Lever-lock Flat w/ Magnetic Pillow  
Putty Trim PN: 67-1563 Black Trim PN: 67-1563B
- 8. LL-64** Lever-lock Flat w/ Magnetic Pillow and Forearm Supports  
Putty Trim PN: 67-1564 Black Trim PN: 67-1564B
- 9. LL-8** Lever-lock Tapered Rectangle  
Putty Trim PN: 67-1508 Black Trim PN: 67-1508B
- 10. LL-10** Lever-lock Omega-Shaped  
Putty Trim PN: 67-1560 Black Trim PN: 67-1560B



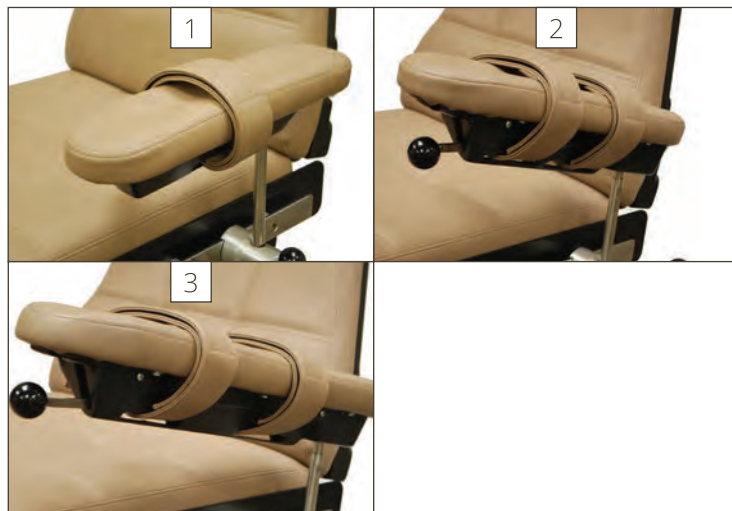
# Chair accessories

## Customize the perfect chair for your office.

Rail-Mount Arm Boards and Accessories slide on Boyd's Rail Mount system. Rails allow front-to-back, up-and-down, and rotational positioning. All rail-mount accessories are universal left or right mounting.

2601, 2605, 2614 and 2615 models come standardly equipped with:

- 1. PA-110 Patient Arm**  
Putty Trim PN: 68-6223 Black Trim PN: 68-6223B
- 2. IV-119 Multi-position IV Arm Board**  
Putty Trim PN: 68-6266 Black Trim PN: 68-6266B
- 3. IV-123 Multi-position IV Arm Board**  
Putty Trim PN: 68-6271 Black Trim PN: 68-6271B



Compensating Arm Boards adjust automatically with chair back movement. All arms are interchangeable from side to side, removable, and width adjustable. IV arms rotate in multi-positions with the touch of a lever. Arms drop to side and out of the way for patient access/egress. Locking action holds the arm stable during surgical procedures.

For models S2614 and S2615 only:

- 4. PA-220 Patient Arm**  
Putty Trim PN: 68-6224 Black Trim PN: 68-6224B
- 5. IV-219 Multi-position IV Arm Board**  
Putty Trim PN: 68-6272 Black Trim PN: 68-6272B



Choose your upholstery style.

- 6. "A" Style** cross-stitched back and seat sections.
- 7. "B" Style** cross-stitched back.
- 8. "D" Style** side-stitched back and seat/toe sections.
- 9. "MF" Memory Foam** side-stitched back and seat/toe sections. Requires upgrade to Ultraleather Pro™ upholstery.
- 10 & 11. Embroidery Options** Customize with beautifully stitched brand, practice name, or design on the toe section of your treatment chair.



# Mobile instrument tables

Large work surfaces for your instruments.



The **MIT 6010/7010** offers large surfaces to keep all your instruments close at hand. Choose between the traditional stainless steel or Kydex® Antimicrobial surface. Kydex® surface is protected with Antimicrobial T MB, a proactive system engineered to keep products cleaner, control odors and prevent microbial growth before it starts.

Mobile instrument tables come standard with:

All-steel frame, manual height adjustment, 39" x 24" work surface, radiused corners, four locking swivel casters and a height adjustment range from 31.25" to 51.75".

**1. MIT 7010** with stainless steel top

Putty Trim PN: 75-7016 Black Trim PN: 75-7016B

**2. MIT 6010** with Kydex® Antimicrobial T MB top

Putty Trim PN: 75-7015 Black Trim PN: 75-7015B


Add convenience with an MIT-mounted IV bag hanger. The IV hanger can be mounted on a surgery chair, PTC653 patient transfer chair or mobile instrument table.

**3. IV Bag Hanger** includes mounting bracket and hardware

PN: 95-9820

**4. Shelf Attachment** optional stainless steel top shelf

PN: 65-0548



# Surgery lights

## The right lighting makes all the difference.

Boyd's LED Surgery/Exam Lights provide the latest in operatory light technology. Each model emits crystal-clear, natural white light for the best visibility of the oral cavity by using LEDs for cool, power efficient, and reliable operation. Diode technology, designed into our models, emits light in the white to IR spectrum range, avoiding the UV range which could affect UV cure bonding compounds. All lights are FDA listed and UL approved.

**1. S300 Surgery light** features crystal clear lighting for use in dental surgery procedures. The high Color Rendering Index with adjustable intensities allows the surgeon to select the optimal setting for best visibility.

- **Three Illumination Modes** - Surgery, Examination, Dental (pictured)
- **LCD Touch Pad Display Control Unit**
- **Wireless Remote Operation** - Download the Android app on a compatible device to operate all features remotely.
- **Long life, Low Power Consuming, Cool LED Light Technology:**
  - High Color Rendering Index (CRI)
  - Selectable Color Temperatures - 3,800K, 4,300K, 4,800K
  - Adjustable Light Field Size - Three field sizes ranging from 15cm x 9cm in dental mode up to 25cm in surgery mode.
  - Variable Intensity (Brightness) - Adjustable from 5000 up to 130,000 lux
  - LED Rated Life - 60,000 hours
- **Detachable Handle** - Can be sterilized by autoclave without damage.
- **Choice of Mounting Configuration** - Ceiling or Mobile mounting.  
(Battery back up available with Mobile unit)

S300 Surgery light Ceiling mount PN: 600-4525W  
 S300 Surgery light Mobile mount PN: 600-4526W  
 S300 Surgery light Battery back-up PN: 600-4527W



## 2. C300 Exam light features:

- Oval focus frame
- 27.5" focal distance
- 5000K natural white color
- Adjustable intensity (IR sensor), up to 30,000 Lux, 05 Ra rendering
- 3 axis head movements
- 32.6 x 22 cm head size
- Autoclavable hand grips
- Chair post, wall and ceiling mounting options
- Color choices: putty or black

C300 Exam Light, 4 LED, Hands-Free On/Off, Putty PN: 600-4505  
 C300 Exam Light, 4 LED, Hands-Free On/Off, Black PN: 600-4505B



# LED exam lights

The latest in technology for the highest quality.

Adopting the latest technology, Boyd's **C500 Camera Exam Light** incorporates new features for Dental Exam Lights by incorporating a built-in High Definition Camera for video and still capture. The camera can be operated either manually at the light head or using a handheld remote control unit. Using the supplied video capture unit the video or images can be directly output to your office computer systems. FDA listed and UL approved.

Standard features include:

- **Fully-integrated medical grade HD video camera** – incorporating a 30x digital zoom capability with auto-focus to show oral cavity features in HD detail.
- **Hands-free operation of camera and light** – operate via fully functional remote control to enable freedom of movement. The camera can be manually controlled by a control panel located on the back of the light head. Light has a hands-free sensor on the front of light head for On/Off and Intensity.
- **Long-life, low power-consuming, cool LED light technology**
- **High Color Rendering Index (CRI)** – Boyd suggests high CRI of Ra 95 which may realize more clear and natural-like color, helping to reduce eye fatigue compared to higher brightness with low CRI.
- **Selectable Color Temperature** – 3 color temperatures (4,000K/4,500K/5,000K) helps to find suitable and comfortable light color.
- **Wider focus** – with the highest level of uniformity (d50/d10>75) and wider focal pattern, the C500 delivers stable intensity and quality light to the focal point.
- **Detachable handles** – Can be sterilized by autoclave without damage.



## 1. C500 Camera Exam Light

Chair Mount

Putty PN: 600-4530

White PN: 600-4530W

Black PN: 600-4530B

Ceiling Mount

White PN: 600-4535W

## 2. C500 Camera Exam Light back panel

## 3. C500 Camera Exam Light remote control

PN: 60-7932

## 4. C510 LED Exam Light features the same quality lighting technology as the C500 without the medical grade HD video camera

Putty PN: 600-4531

White PN: 600-4531W

Black PN: 600-4531B

# Doctor & assistant seating

Take a seat. Ergonomic, stylish and award-winning.

Boyd offers a wide variety of doctor and assistant seating models to fit your office needs. We understand the importance of ergonomic design to help reduce doctor and staff fatigue in a busy practice.

The **BOS-279** is Boyd's most popular seat, offering an ergonomic saddle seat, adjustable seat height and tilt with a floating lumbar support back. The seat is designed for a wide range of adjustments to fit you.

## **BOS-279 Doctor height**

Seat height range from  
17" - 22"

PN: 200-2791

## **BOS-279 Assistant height**

Seat height range from  
20" - 28"

PN: 200-2792

Shown with upgraded  
Ultraleather "Wet Sand"  
(291-3491) upholstery.

**Fully adjustable  
padded backrest**  
for proper lumbar support.

**Wide ergonomic  
seat** for added  
stability and comfort.

**Seat tilt**  
to allow  
adjustment  
to the proper  
pelvic/spine  
alignment.

**Doctor or  
assistant height  
pneumatic  
cylinders**  
to select the proper  
height for you and  
your staff.

**Five neoprene coated  
dual-wheel casters**  
to move smoothly,  
reduce office noise and  
prevent damage  
to flooring.



# Doctor & assistant seating

Take a seat. Ergonomic, stylish, and award-winning.



## 1. BOS-46 Features round seat.

Doctor seat height 19" - 24"

PN: 200-4610

Assistant seat height 22" - 30"

PN: 200-4620

## 2. BOS-248 Features round seat with adjustable back.

Doctor seat height 19" - 24"

PN: 200-2481

Assistant seat height 22" - 30"

PN: 200-2482

## 3. BOS-249 Features round seat with adjustable seat angle, adjustable back with floating lumbar support.

Doctor seat height 19" - 24"

PN: 200-2491

Assistant seat height 22" - 30"

PN: 200-2492

## 4. BOS-278 Features ergonomic saddle seat.

Doctor seat height 17" - 22"

PN: 200-2781

Assistant seat height 20" - 28"

PN: 200-2782

## 5. BOS-256 Features round seat, torso wrap arm and fixed foot ring.

Right handed, assistant seat height 22" - 30"

PN: 200-5672

Left handed, assistant seat height 22" - 30"

PN: 200-5673

## 6. BOS-257 Features round seat, adjustable back with lumbar support, torso wrap arm and fixed foot ring.

Right handed, assistant seat height 22" - 30"

PN: 200-5772

Left handed, assistant seat height 22" - 30"

PN: 200-5773

## OPTIONS

Fixed Foot Ring for all models

PN: 60-6400

Adjustable foot ring for all models

PN: 60-6401



# Prestige operator carts

**Organization for success. All of your tools in the right place.**

Now with a more sleek, contemporary design, our Prestige Operator Carts allow ideal, personalized organization at your side. Boyd recognizes how important it is to prepare for your most significant tasks, so now you can have some peace of mind knowing the right equipment is within arm's reach.

Standard features include:

- A **removable plastic top** designed for easy cleaning, in addition to dual slide-out surfaces for added work space.
- 5" **easy-rolling wheels** for smooth transit from patient to patient. Wheels lock for stability.
- Durable, scratch-resistant, **nylon-reinforced polycarbonate bumper** protects the cart's wheels and exterior from wear and tear.
- **Auto-closing, ball-bearing drawers.**

## 1. Surgical Care Cart

Features lightweight aluminum body and aseptic surfaces for easy cleaning.  
PN: 380-2400

## 2. Anesthesia Cart

Features optional clear, plastic tilt bins, lightweight aluminum body and aseptic surfaces for easy cleaning.  
With Tilt Bins PN: 300-2300  
Without Tilt Bins PN: 300-2350

## 3. Surgical Devices Cart

Features a lightweight aluminum body and aseptic surfaces for easy cleaning.  
PN: 380-2500

## 4. Dental Implant Cart

Features a durable, steel body and full powder coat to withstand medical-grade cleaners.  
PN: 380-2000

## 5. Endodontic Cart

Features a lightweight aluminum body and aseptic surfaces for easy cleaning.  
PN: 380-2100

## 6. Dental Supply Cart

Features a durable, steel body and a full powder coat to withstand medical-grade cleaners.  
PN: 380-2600

## 7. Code (Emergency) Cart

Features a an Oxygen Tank Holder, Cardiac Board and Mounts, a durable, steel body and a full powder coat to withstand medical-grade cleaners.  
PN: 380-2200



# Compare products

	S2615	S2614	S2914	S2601	S2605	E3010LC	E3010CB	E5550X	E5550	E530	E535	PTC653
<b>WEIGHT CAPACITY</b>												
Weight Capacity (lbs)	500	500	500	500	500	500	500	350	350	350	350	275
<b>DIMENSIONS</b>												
Minimum Seat Height (inches) From highest point of seat frame	19.5	19.5	20	22.25	22.25	19.5	19.5	21.5	21.5	19	19.5	20
Maximum Seat Height (inches) From highest point of seat frame	33.5	33.5	34.5	38	38	27.5	33	35.5	35.5	26	27.5	26
Base Width (inches)	22.5	22.5	24.5	24.5	24.5	22.5	22.5	28.25	28.25	27	27	32.25
Seat Width (inches)	20.5	20.5	20.5	22.5	22.5	20	20	20	20	20	20	22
Length - nominal (inches)	78.5	73	73	72	72	73	67	78	78	58	58	76.5
<b>POWER REQUIREMENTS</b>												
Amps	10	10	10	10	10	10	10	10	10		8	
220v AC Convertible	•	•	•	•	•	•	•	•	•			
<b>FEATURES</b>												
Number of Motorized Functions	3	4	4	4	4	2	2	2	2		1	
Steel Frame	•	•	•	•	•	•	•	•	•	•	•	•
Putty or Black Trim	•	•	•	•	•	•	•	•	•	•	Putty	
Trendelenburg Position	•	•	•	•	•	•						•
Single Articulating Headrest	+	+	+	+	+	+	+	+	+	+	+	
Dual Articulating Headrest	•	•	•	•	•	•	•	•	•	•	•	
Standard Headrest	+	+	+	+	+	+	+	+	+	+	+	
Detachable Programmable Foot Control	•	•	•	•	•	•	+	•	•			
Hand Control (Detachable or Integrated)	+	+	+	+	+	+	•	•	•			
Power Interrupt (Lock Out)	•	•	•	•	•	•	+	•	•			
Auto Return to Home	•	•	•	•	•	•	•	•	•			
Safety Stop Feature	•	•	•	•	•	•	•	•	•			
120vAC Duplex Electrical Outlet	•	•	•	•	•	•	•	•	•			
Cantilever Style Base (14" Stroke)	•	•	•				•	•	•			
Vertical Column Base (8" Stroke)				•	•	•						
Mobile Base				+	+							
Pump Base										•		
Electric Hydraulic Base											•	
Seat Swivel	+	+	+			+	+			•	•	
Base Swivel				+	+			+	•			
Vinyl Upholstery/Standard Foam	•	•	•	•	•	•	•	•	•	•	•	•
Choice of Upholstery Styles	•	•	•	•	•	•	•	•	•	•	•	
Detachable Upholstery	•	•	•	•	•	•	•	•	•	•	•	
Ultraleather Pro™ Upholstery	+	+	+	+	+	+	+	+	+	+	+	
Memory Foam	+	+	+	+	+	+	+			+	+	
Rail Arm Board Compatible	•	•	•	•	•							
Compensating Arm Compatible	•	•										
Arm Rests						•	•	•	•	•	•	•
Tapered Back	•	•	•	•		•	•	•	•			
Rectangular Back					•							•
Flip-up Tray												•

# The Boyd product warranty

We guarantee our products with pride.



Our team of craftsmen and technicians fabricate and assemble Boyd products to the highest of workmanship standards. Their attention to detail coupled with the products' durability has distinguished Boyd as the premier Oral and Maxillofacial Surgery equipment product company in the industry.

Boyd Industries warrants its chair and cabinetry products against component and/or workmanship defects by offering a three year parts and one year labor warranty commencing on the invoice date of your equipment. The company reserves the right to repair or replace, at its sole discretion, any component or assembly deemed defective. The warranty will be voided if products are improperly maintained or installed or altered from its original design. Products distributed by Boyd carry the original equipment manufacturer's warranty.

Boyd will not be responsible for damage to product or office facilities caused by mishandling during transport and unloading. All products must be inspected upon receipt with any damage noted with carrier for filing of damage claim.



**CALIFORNIA PROPOSITION 65 WARNING:**

This product can expose you to chemicals including cumene, nickel compounds and wood dust, which are known to the state of California to cause cancer; di-isodecyl phthalate (DIDP), which is known to the state of California to cause cancer, developmental toxicity and male reproductive toxicity; and lead and lead compounds, which are known to the state of California to cause cancer, developmental toxicity, male reproductive toxicity, and female reproductive toxicity. For more information, go to [www.P65Warnings.ca.gov](http://www.P65Warnings.ca.gov).

***Built to Last. Built for You. Built by Boyd.***

Boyd proudly serves the Oral and Maxillofacial Surgery industry and knows the unique requirements of running a successful practice. Our products are designed with both functional and ergonomic features to allow you and your staff to perform at the highest efficiency. Innovation and quality of craftsmanship is what Boyd is all about.

When buying Boyd you can be assured you will be receiving the highest quality equipment available on the market today.

Contact us for a design or equipment consultation or visit our showrooms for tours and product demonstrations.

We look forward to supplying your present and future equipment needs.



Boyd Industries, Inc.

12900 44th Street North, Clearwater, FL 33762

**P** 727.561.9292 | Toll Free: 800.255.2693 | **F** 727.561.9393

**Customer service** 727.471.5072 | [customerservice@boydind.com](mailto:customerservice@boydind.com)

**Technical Service** 727.471.5071 | [techservice@boydind.com](mailto:techservice@boydind.com)

**[www.boydindustries.com](http://www.boydindustries.com)**



Please recycle this catalog when no longer of use. Thank you!

Proudly designed and manufactured in the USA.



**Wellkang Ltd**  
Suite B, 29 Harley Street  
LONDON, W1G 9QR, U.K.  
[www.CE-Marking.EU](http://www.CE-Marking.EU)

