



Strength in patient care.™

# STOOL AND CHAIR SEATING



U.S. & Canada 800 924.4655 | International 801 875.4999

[mti.net](http://mti.net)



## MTI's History

### Why MTI has "Strength in patient care."

When Jeff Baker founded Medical Technology Industries, Inc. (MTI), he had already worked in the healthcare field for over 26 years. His time as vice president of The HealthChair® Group's DMI® medical division, and years of experience in PDM®, The HealthChair® Group's podiatry division, prepared him for his new venture as he launched MTI in 1999.

Armed with the knowledge of his customers' needs and desires, Baker founded MTI to make and sell high quality patient and physician oriented seating and cabinetry, along with other accessories. MTI designed its first podiatry chair the same year the company was founded, followed by a complete line of cabinetry and surgery chairs for otolaryngology.

MTI's success and rapid growth led to the construction in 2005 of a technology rich 50,000 square foot manufacturing facility. The building includes green technology, including computer controlled high efficiency cooling and heating systems, low-E glass windows, central plenum ceilings, and additional wall and ceiling insulation.

Always looking to the future, MTI is committed to continually produce high-quality and competitively priced products while remaining dedicated to customers, associates, and the community. MTI strives to remain at the forefront of the industry by employing qualified and well-trained associates, listening to customers' needs and desires, and never losing the thirst for success.

## Physician Seating Comparison Chart



	320	321	322	323
<b>Type:</b>	Hand lever actuated pneumatic gas spring	Hand lever actuated pneumatic gas spring	Hand lever actuated pneumatic gas spring	Hand lever actuated pneumatic gas spring
<b>Base:</b>	Black composite base	Black composite base	Chrome base	Chrome base
<b>Backrest:</b>	No backrest	Ergo backrest	No backrest	Ergo backrest
<b>Seat:</b>	16.5" (41.9 cm) round deep padded seat	16.5" (41.9 cm) round deep padded seat	16.5" (41.9 cm) round deep padded seat	16.5" (41.9 cm) round deep padded seat
<b>Low height:</b>	18.25" (46.4 cm)	18.25" (46.4 cm)	18.25" (46.4 cm)	18.25" (46.4 cm)
<b>High height:</b>	24.5" (62.3 cm)	24.5" (62.3 cm)	24.5" (62.3 cm)	24.5" (62.3 cm)
<b>Weight capacity:</b>	300 lbs. (136 kg)	300 lbs. (136 kg)	300 lbs. (136 kg)	300 lbs. (136 kg)
<b>Details:</b>	PG. 04	PG. 04	PG. 05	PG. 05









## Other Products



**Side Chairs** Seat your patients and guests on MTI's comfortable side chairs.



**Chairs & Tables** MTI manufactures the largest variety of chairs for every specialty: Dermatology, ENT, Ophthalmology, Oral Surgery, Plastic Surgery, Podiatry, & Wound Care.

							
324	325	326	327	328	329	330	331
Hand lever actuated pneumatic gas spring	Foot ring actuated pneumatic gas spring	Foot ring actuated pneumatic gas spring	Foot ring actuated pneumatic gas spring	Foot lever actuated hydraulic pump	Foot lever actuated hydraulic pump	Foot lever actuated hydraulic pump	Foot lever actuated hydraulic pump
Chrome base	Chrome base	Chrome base	Chrome base	Welded steel base	Welded steel base	Welded steel base	Welded steel base
Curved body support	No backrest	Ergo backrest	Curved body support	No backrest	Ergo backrest	Curved body support	Twin arms & ergo backrest
16.5" (41.9 cm) round deep padded seat	16.5" (41.9 cm) round deep padded seat	16.5" (41.9 cm) round deep padded seat	16.5" (41.9 cm) round deep padded seat	16.5" (41.9 cm) round deep padded seat	16.5" (41.9 cm) round deep padded seat	16.5" (41.9 cm) round deep padded seat	16.5" (41.9 cm) round deep padded seat
19" (48.3 cm)	18.5" (47 cm)	18.5" (47 cm)	19.5" (49.5 cm)	20.5" (52 cm)	20.5" (52 cm)	21.25" (54 cm)	20.5" (52 cm)
25.25" (64 cm)	23.75" (60.3 cm)	23.75" (60.3 cm)	24.75" (62.9 cm)	28" (71 cm)	28" (71 cm)	28.75" (73 cm)	28" (71 cm)
275 lbs. (125 kg)	250 lbs. (113.4 kg)	250 lbs. (113.4 kg)	225 lbs. (102 kg)	350 lbs. (158.8 kg)	350 lbs. (158.8 kg)	325 lbs. (147.4 kg)	325 lbs. (147.4 kg)
PG. 05	PG. 06	PG. 06	PG. 06	PG. 07	PG. 07	PG. 07	PG. 07



**Cabinets** MTI manufactures mobile treatment and instrument cabinets and ENT treatment carts offered in a wide variety of sizes and options.

[www.mti.net](http://www.mti.net)



**Instrument Tables** OSIT mobile tables provide a stable and adjustable surface for medical and dental specialties needing additional over-the-patient working surfaces.

[mti.net/Over-The-Patient-Instrument-Tables.aspx](http://mti.net/Over-The-Patient-Instrument-Tables.aspx)



**LED Procedure Lights** A large variety of LED procedure lights available to provide a wide array of lighting.

[mti.net/Procedure-And-Surgery-Lighting.aspx](http://mti.net/Procedure-And-Surgery-Lighting.aspx)



**LED Exam Lights** Small to large LED exam lights available in either a caster base, floor stand, or chair-mounted versions

[mti.net/Examination-Lights.aspx](http://mti.net/Examination-Lights.aspx)

## 320 and 321 Pneumatic Hand Operated Stools

The 320 and 321 stools are MTI's most economic line of seating. The 320 has no backrest, while the 321 has an adjustable ergonomic backrest. Dual wheel casters make it easy to maneuver quietly and smoothly over all types of surfaces without damaging or marring the floor. Treat yourself to a soft and supportive seat with MTI's 320 and 321 stools.

- Hand lever actuated pneumatic gas spring
- 5-caster black composite base
- 16.5" (41.9 cm) round deep-padded seat
- 18.25" (46.4 cm) low height
- 24.5" (62.3 cm) high height
- Weight capacity: 300 lbs. (136 kg)

320 Pneumatic Hand Operated Black Base Stool without Backrest



321 Pneumatic Hand Operated Black Base Stool with Ergo Backrest



### Additional accessories for 320-324 Stools



Locking Dual Wheel Casters



Stationary Glides



6" Lab Height Extension



Adjustable Foot Ring



322 Pneumatic Hand Operated Chrome Base Stool without Backrest



323 Pneumatic Hand Operated Chrome Base Stool with Ergo Backrest



324 Pneumatic Hand Operated Chrome Base Stool with Curved Body Support

## 322, 323, and 324 Pneumatic Hand Operated Stools

The 322, 323 and 324 are MTI's premium line of hand operated seating. The 322 has no backrest, the 323 has an adjustable ergonomic backrest, and the 324 has a vertically adjustable curved body support which ratchets inward and locks, and releases outward to exit. They use a chrome base for a more polished appearance. Seat height easily adjusts to your most comfortable working position using a hand lever. Dual wheel casters make it easy to maneuver quietly over all types of surfaces without damaging or marring the floor. Treat yourself to a soft and supportive seat with MTI's premium line of seating.

- Hand lever actuated pneumatic gas spring
- 5-caster chrome base
- 16.5" (41.9 cm) round deep-padded seat
- 18.25" (46.3 cm) low height\*
- 24.5" (62.3 cm) high height\*
- Weight capacity: 322/323: 300 lbs. (136 kg)  
324: 275 lbs. (125 kg)

*\* +75" for 324 stool*

# 325, 326 and 327 Pneumatic Foot Operated Stools

The 325, 326, and 327 stools are MTI's premier line of foot-operated pneumatic seating. Maintain a sterile environment by adjusting the seat height hands-free to your most comfortable working position using a 360° foot-operated ring. The 325 has no backrest, the 326 has an adjustable ergonomic backrest, and the 327 has a vertically adjustable curved body support which ratchets inward and locks, and releases outward to exit. Dual wheel casters make it easy to maneuver quietly over all types of surfaces without damaging or marring the floor. Treat yourself to a soft and supportive seat with MTI's premium line of seating.

- Foot ring acuated pneumatic gas spring
- 5-caster chrome base
- 16.5" (41.9 cm) round deep-padded seat
- 18.5" (47 cm) low height\*
- 23.75" (60.3 cm) high height\*
- Weight capacity: 325/326: 250 lbs. (113 kg)  
327: 225 lbs. (102 kg)

*\* +1" for 327 stool*

325 Pneumatic Foot Operated Stool without Backrest



326 Pneumatic Foot Operated Stool with Ergo Backrest



327 Pneumatic Foot Operated Stool with Curved Body Support



## Additional Casters & Glides for 325-327 Stools



Locking Dual Wheel Casters



Stationary Glides



328 Hydraulic Pump Stool without Backrest



329 Hydraulic Pump Stool with Backrest



330 Hydraulic Pump Stool with Curved Body Support



331 Hydraulic Pump Stool with Twin Arms and Backrest

## 328, 329, 330, and 331 Hydraulic Foot Operated Stools

The Hydraulic Pump Stool is MTI's premier line of foot-operated hydraulic seating. The 328 has no backrest, the 329 has an adjustable ergonomic backrest, and the 330 has a vertically adjustable curved body support which ratchets inward and locks, and releases outward to exit, while the 331 has an adjustable ergonomic backrest and vertically adjustable arms which swing inward and outward.

The smooth foot-operated hydraulic pump provides adjustments of the seat height from 20.5"-28" (52-71 cm)\*. This allows for sterile and precise positioning to your most comfortable working position. Rubber casters make it easy to maneuver quietly over all types of surfaces and without damaging or marring the floor. Treat yourself to a soft and supportive seat with MTI's premium line of seating.

- Foot lever acuated hydraulic pump
- 5-caster dark grey metal base
- 16.5" (41.9 cm) round deep-padded seat
- 20.5" (52 cm) low height\*
- 28" (71 cm) high height\*
- Weight capacity: 328/329: 350 lbs. (159 kg)  
330/331: 325 lbs. (147 kg)

\* +.75" for 330 stool

### Additional Casters, Glides & Optional Floor Lock for 328-331 Stools

Locking Rubber Casters



Stationary Glides



Floor Lock



## 301 and 302 Side Chairs

The MTI 301 Side Chair without arms and the MTI 302 Side Chair with arms complete your office in the same or a different décor than your other MTI exam room furniture. Available in MTI's Premium Upholstery and Ultraleather™ material as well as special colors and fabrics. Also available in TB133 construction to meet CAL133 requirements.

- Contoured seat and backrest for a comfortable and sturdy support
- Adjustable leveling feet
- Legs that kickback, preventing the chair from damaging the wall
- Black steel tube frame
- Weight capacity: 400 lbs (181 kg)

### 301 Side Chair without Arms



### 302 Side Chair with Arms



3655 W Ninigret Drive  
Salt Lake City, Utah, 84104-6572

(800) 924-4655 | (801) 875-4999 | Fax (801) 952-0548 | [www.mti.net](http://www.mti.net)



© MTI, Inc. All rights reserved. | MTI reserves the right to make any product changes without notice.  
071057 Rev B (03/16)