

## Pediatric Emergency Care VR Simulation Training

First responder pediatric emergencies are challenging. Compared to adults, children have anatomical and physiological differences that mask early indicators of severe illness. Consequently, making it difficult to recognize. Additionally, resuscitation interventions are age and weight dependent. Unless providers are practicing pediatric assessment and resuscitation frequently, the nuance and critical skill sets needed to effectively assess and treat a child will decay over time.

This is why we've developed the first VR simulation solution for pediatric emergency training. Health Scholars' VR simulation training provides a risk-free environment for first responders to practice recognition of severe illness and resuscitation management, effectively scaling deliberate practice. First responders can now practice pediatric care anytime, anywhere, and as often as needed.

After having refreshed pediatric emergency assessments, first responders will practice the role of team lead and care for acutely ill pediatric patients in multiple home settings. Learners evaluate infants and children to identify underlying conditions and intervene with pediatric resuscitation workflows in accordance with ILCOR Guidelines.

VR is ideal for training on the pediatric assessment triangle (PAT) and pediatric resuscitation given that real-life exposures to critical pediatric physical findings are highly infrequent. Our VR training recreates the pertinent findings in a real-to-life patient and graphically teaches the association of PAT patterns with life-threatening health conditions. Additionally, providing first responders key communication and resuscitation skills in a risk-free environment.

*Developed in partnership with AAP*

American Academy of Pediatrics

DEDICATED TO THE HEALTH OF ALL CHILDREN®



## AT-A-GLANCE:

First Responders need to recognize the subtle indicators of severe illness in infants and children without delay and initiate stabilization or CPR when indicated.

Accurate and timely pediatric resuscitation requires an always-on readiness for applying the principles of the pediatric assessment triangle and applying the correct resuscitation management. PAT is integral to pediatric acute care and has become a cornerstone for the prehospital pediatric education pathways endorsed by the American Academy of Pediatrics.

Our Pediatric Emergency Care VR Simulation Training contains four in-home VR scenarios focused on critical pediatric assessment and stabilization. This VR training is specifically developed for first responders and includes the following assessment and management content:

- Respiratory Distress from asthma and albuterol precipitated stable SVT.
- CNS/Metabolic and cardiopulmonary failure from opiate overdose
- Viral myocarditis with Hypovolemic Shock from diarrhea, CNS/Metabolic impairment from hypoglycemia and Unstable Wide Complex Tachycardia.
- Respiratory failure and distributive shock from pneumonia leading to cardiopulmonary arrest.

# Pediatric Emergency Care Product Overview

## CAPABILITIES

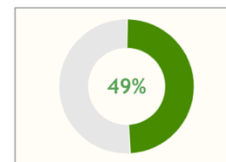
- Realistically models nuanced pediatric resuscitation scenarios and physical findings in a low-risk environment.
- Configurable dosages and voltage based on your organization's standards.
- Utilizes adaptive learning technology to instruct, evaluate and refine pediatric resuscitation proficiencies based on provider performance.
- Provides learners a readiness score, by assessing core competencies throughout the simulation. Assess readiness at individual, team, and organization level.
- Features Health Scholars' AI-Enabled voice technology.
- Ultra-realistic in-home environments specific to first responders.
- 24/7 accessibility and schedule training software to incentivize repeated practice.
- Turnkey implementation and seamlessly scaled across small and large organizations.
- Available on the Oculus Quest 2.

## BENEFITS

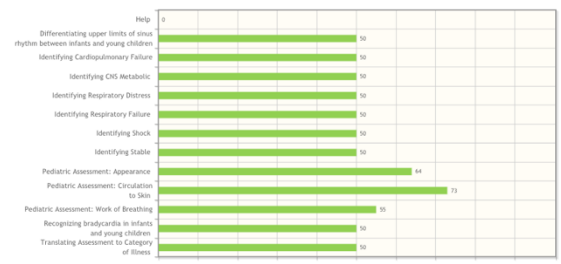
- Learners have the ability to make mistakes and learn critical pediatric resuscitation skills within a zero-risk environment, reducing error once back in the field.
- Ensure your providers are retaining critical training. VR learners are 275% more confident to apply skills after training. (The VR Advantage, 2020)
- Gain peace of mind as your learners build vital teamwork and management skills directly transferable to the field.
- Save your organization crucial training budget. Cost 83% less than traditional mannequin simulation training. (Katz, 2020)
- Reduces time providers are out of service to train and can be completed during down time.
- Build confidence in your organization's Pediatric readiness and easily find and address skill gaps.
- Provides .5 CAPCE-approved CE continuing education hours per quarter, or 2 hours/year.



OVERALL READINESS



READINESS DETAIL (16 PARTICIPANTS FROM 2020-08-18 TO 2020-08-18)



## Be Ready with Virtual Reality Simulation Training

Pediatric emergencies are challenging. Compared to adults, children have anatomical and physiological differences that mask early indicators of severe illness. Consequently, making it difficult to recognize. Additionally, resuscitation interventions are age and weight dependent. Unless providers are practicing pediatric assessment frequently, the nuance and critical skill sets needed to effectively assess and treat a child will decay over time.

This is why Health Scholars developed the first VR simulation solution for pediatric assessment training. Health Scholars' VR simulation training provides a risk-free environment for first responders to practice recognition of severe illness and resuscitation management, effectively scaling deliberate practice. First responders can now practice pediatric assessment and care anytime, anywhere, and as often as needed.

VR is ideal for training on the pediatric assessment triangle (PAT) given that real-life exposures to critical pediatric physical findings are highly infrequent. Our VR training recreates the pertinent findings in a real-to-life patient and graphically teaches the association of PAT patterns with life-threatening health conditions.

Additionally, our PAT simulation training graphically reenacts the management priorities for each category of illness (i.e., bag-valve ventilation, glucose assessment, etc.). The assessment module also employs adaptive learning technology, so that learners are served additional scenarios based on their performance.

**And ask about our Pediatric Emergency Care VR** Simulation Training, which also addresses resuscitation skills.

*Developed in partnership with the AAP*

American Academy of Pediatrics

DEDICATED TO THE HEALTH OF ALL CHILDREN®



## AT-A-GLANCE:

Pre- and In-hospital providers need to recognize the subtle indicators of severe illness in infants and children without delay and initiate stabilization or CPR when indicated.

Accurate and timely pediatric assessment requires an always-on readiness for applying the principles of the pediatric assessment triangle. PAT is integral to pediatric acute care and has become a cornerstone for the prehospital pediatric education pathways endorsed by the American Academy of Pediatrics.

Our Pediatric Emergency Assessment VR Simulation Training contains a series of in-home VR scenarios focused on critical pediatric assessment and stabilization. This VR training was developed for all providers and includes the following assessment and management content:

1. Abnormal Work of Breathing
2. Abnormal Circulation to Skin
3. Abnormal Appearance
4. Normal & Abnormal Vitals by Age
5. Respiratory Distress
6. Respiratory Failure
7. Cardiopulmonary Failure
8. Compensated Shock
9. Decompensated Shock
10. CNS/Metabolic Disorders
11. Stable Patient

# Pediatric Emergency Assessment Product Overview

## CAPABILITIES

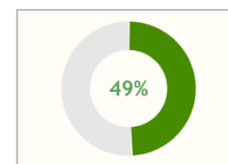
- Realistically models nuanced pediatric scenarios and physical findings on racially diverse patients in a low-risk environment.
- Utilizes adaptive learning technology to instruct, evaluate and refine PAT proficiencies based on provider performance.
- Provides learners a readiness score, determined by assessing core competencies throughout the simulation. Assess readiness at individual, team and organization level.
- Features Health Scholars' AI-Enabled voice technology.
- Ultra-realistic in-home environments specific to first responders.
- 24/7 accessibility and schedule training software to incentivize repeated practice.
- Delivers in application micro-debriefs to reinforce learning gains.
- Turnkey implementation and seamlessly scaled across small and large organizations.
- Available on the Oculus Quest 2



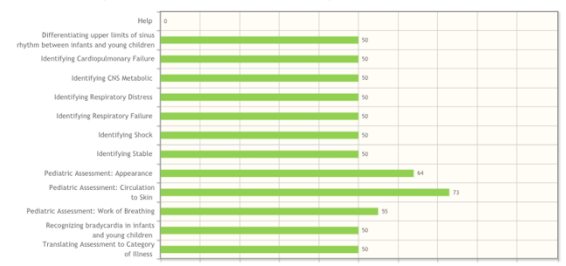
## BENEFITS

- Learners build confidence and learn critical diagnostic skills within a zero-risk environment, reducing error and stress once back in the field.
- Ensures your providers are retaining critical training. VR learners are 275% more confident to apply skills after training. (The VR Advantage, 2020)
- Have confidence in your organization's pediatric readiness.
- Save your organization crucial training budget. Cost 83% less than traditional mannequin simulation training. (Katz, 2020)
- Build confidence in your organization's pediatric readiness and easily find and address skill gaps
- Reduce overtime costs and time providers are out of service to train, training can be completed during down time.
- Provides .5 CAPCE-approved CE continuing education hours per quarter, or 2 hours/year

OVERALL READINESS



READINESS DETAIL (16 PARTICIPANTS FROM 2020-08-18 TO 2020-08-18)



## Ensure your pre-hospital team is prepared for the next pediatric emergency with the **NEW Pediatric Emergency Care VR Training Application!**

The new VR training solutions from the American Academy of Pediatrics and Health Scholars equip first responders and EMS providers with skills vital to assessing and treating pediatric medical emergencies.

Designed by clinicians and co-developed with healthcare experts who have deep subject expertise and real-world experience, these VR applications provide immersive emergency care scenarios with ultra-realistic visualizations and interactions.

**Request a demo** and get access to the only VR training application that realistically models pediatric emergency scenarios and physical findings in a low-risk environment while increasing competency.

### Our VR Training Applications

Pediatric Emergency Assessment™ and Pediatric Emergency Care™ – the first-ever VR applications dedicated to pediatric emergencies for EMS professionals!



### Pediatric Emergency Care™ - Now Available

- Learn and practice caring for critical pediatric patients including assessments and clinical management within a zero-risk environment, improving confidence and reducing error once back in the field and build vital teamwork and communication skills that are directly transferable to the field!

### Pediatric Emergency Assessment™

- Practice pediatric assessment and review initial management priorities for critically ill infants and children in pre-hospital settings.


### CAPCE Accredited

Pediatric Emergency Assessment™ is CAPCE accredited and provides 0.5 CAPCE-approved continuing education hours per quarter, for up to 2 hours over the course of a year.



**View our videos, schedule your demo, and get more information at:**  
[aap.org/EMSVirtualReality](http://aap.org/EMSVirtualReality)

*Also available from the AAP!*



### Top-flight EMS and AAP physician author teams produce exceptional resource for prehospital professionals

Get the knowledge, skills, and confidence you need to effectively assess and manage pediatric patients with the Pediatric Education for Prehospital Professionals (PEPP), Fourth Edition. Developed by the American Academy of Pediatrics, PEPP is an evidence-based resource of essential medical content for the assessment and management of infants and children in the field. This respected and ground-breaking program paired physicians and EMS providers together to ensure the content reflects current best practices and the realities of the field.




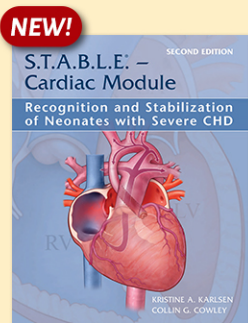
PEPP combines world-class content with engaging features and an interactive course to truly prepare prehospital professionals to care for pediatric patients.

Paperback, 2020—500 pages

PP0036

ISBN 978-1-28419-457-9

Price: \$84.95 **Member Price: \$67.95**



**Order at [shop.aap.org/books](http://shop.aap.org/books) or call toll-free 888/227-1770.**

There has never been a more crucial time to support our mission to improve health for all children. Together we can work toward a brighter future—**join the AAP** or renew your membership today. To access the latest COVID-19 updates and guidance from the AAP, visit [aap.org/covid-19](http://aap.org/covid-19).