















# TABLE OF CONTENTS

INTRODUCTION	1-3	GRILLS	93
DUMOR SIGNATURES Families of benches, receptacles, planters, and tables coordinated by matching style	4-53	BOLLARDS	94
PARK BENCHES Wood or recycled plastic park style benches	54-61	ASH URNS	95
LITTER AND RECYCLING RECEPTACLES	62-73	CUSTOM PRODUCTS	96-101
CHAIRS AND TABLES	74-87	CUSTOM PLAQUES	102
PLANTERS	88-89	PRODUCT INFORMATION	103-104
BIKE RACKS	90-92	NUMERICAL PRODUCT INDEX	105

## DUMOR SIGNATURES INDEX

 Benches: 490, 491, 492, 493, 494, 495, 496, 497, 498	6-10	 Benches: 446, 283, 282, 447, 284, 285	24-27	 Benches: 500, 501 Receptacle: 502	42-43
 Benches: 93, 95	11	 Benches: 160, 164, 168, 169, 165, 166 Receptacle: 170	28-31	 Benches: 275, 276, 277, 278, 279	44-45
 Benches: 94, 117, 118 Receptacle: 17	12-13	 Benches: 190, 191 Receptacles: 429	32-33	 Benches: 470, 471, 472, 473 Receptacle: 474 Table: 475	46-49
 Benches: 58, 92, 19, 106, 57, 91 Receptacles: 102, 124 Table: 443 Planter: 122, 159	14-19	 Benches: 194, 195, 185, 186 Receptacles: 196, 187	34-35	 Benches: 59, 104 Receptacle: 89	50
 Benches: 140, 144, 162, 143 Receptacles: 148, 152	20-22	 Benches: 505, 506, 507	36-39	 Benches: 460, 461 Receptacle: 465 Tables: 464, 463 Bike Rack: 466	51-53
 Benches: 119, 120	23	 Benches: 270, 271 Receptacle: 272	40-41		

# The DuMor Difference

**THE EXPERIENCE** Since 1984, DuMor has focused on combining the best products, people and Representatives to deliver a superior customer experience. Our people, manufacturing the finest products, are represented by teams of talented, dedicated individuals across the U.S. and Canada who deliver the DuMor customer experience on a local level. Company and Representative dedication to customer service has always been at the forefront of our business model. From your initial discussion with a DuMor Representative, through the specifying and manufacturing processes to final product delivery, we are driven to provide an exceptional customer experience.

**THE QUALITY** A cornerstone in the original DuMor vision was to design and manufacture outdoor furniture of exceptional quality. We are known throughout the industry as a brand that exemplifies the value of well built, superior quality products. Based in central Pennsylvania, DuMor is proud of our dedicated craftsmen who build each product with precision. Established and trusting relationships with quality vendors ensure we source the best raw materials for use in manufacturing. Efficient, quality focused manufacturing processes coupled with our people and materials enable DuMor to set the standard for quality in the site furnishing industry.

**THE VERSATILITY** Certain unique spaces demand a product with a perfect fit. At DuMor, we meet that challenge by working with Architects and Project Planners to bring custom product ideas to life. We have a dedicated team of designers and draftsmen who specialize in making custom products a reality in a timely manner. Additionally, changes to standard products such as additional armrests, custom color matching, unique bench length and laser cut designs are no problem. We bring to the table decades of experience making site furnishings that turn your vision into reality.

**THE DESIGN** Good Design Matters. Ingrained in our culture is a desire to consistently introduce new and relevant products for our customers. Relevant means we aspire to have a product line as extensive and diverse as the projects that Landscape Architects and Planners design. Our goal is to design site furnishings that fit any space whether matching a contemporary space, accentuating traditional architecture, or blending into the nature of a park. The DuMor product line lives through the weather and industry trends, because good design is timeless.

**WHY WE DO WHAT WE DO** We believe great outdoor spaces make the world better. We think communities flourish when they have public space to enjoy. We think commercial spaces should include functional site amenities. We want to make spaces more comfortable, accessible to everyone, functional and more beautiful. It's a simple thing that drives us. We love what we do!





# COLOR AND MATERIAL OPTIONS

## POWDER COAT COLOR OPTIONS

Most DuMor products are available in your choice of several color options in a super durable baked-on polyester powder finish.



\*JUNIPER GREEN previously known as GREEN



Additional RAL colors are available at an extra cost—consult your local DuMor representative.

## WOOD



**IPE**

**DOUGLAS FIR**

DuMor has selected the highest grade woods available for use on our products. "C" & Better Douglas Fir and Ipe are offered as standard wood options. Douglas Fir will be delivered coated in a clear preservative. Due to its density and estimated longevity left uncoated, Ipe will be delivered in its natural state without preservative.

As a natural product of our environment, wood will weather when placed outdoors. Signs of weathering include splitting, checking, and changing color. These are not covered by DuMor's warranty. Wood colors will vary.

## RECYCLED PLASTIC



**WALNUT**

**CEDAR**

**GREY**

**REDWOOD**

The high-density polyethylene raw material utilized in our recycled plastic furnishings is derived from post-consumer bottle waste resulting in a product that is over 90% recycled.

## WOOD GRAIN RECYCLED PLASTIC



**BRAZILIAN WALNUT**

**ANTIQUE MAHOGANY**

The longevity and Eco-friendliness of recycled plastic lumber with a feel and depth reminiscent of wood. Wood grain recycled plastic is extruded with a multicolor tonal streaking and etched with a wood grain texture to achieve a realistic wood like appearance and feel. To truly appreciate this product it needs to be seen and handled, ask your rep for a free sample. Plastic lumber is comprised of 95% recycled content. Only available on select products.



Please note that due to variations in photographic reproductions, natural wood grains and colors shown throughout may not be exact. Please contact your local DuMor representative for color and wood grain samples.



# 2020 NEW PRODUCTS





# DUMOR SIGNATURES

Families of benches, receptacles, planters, and  
tables coordinated by matching style





Shown w/Forest Green finish/Ipe

## BENCH 490

### DOUGLAS FIR SLATS

**490-60D** 6' long, 2 supports, 135 lbs.

**\$995**

**490-80D** 8' long, 2 supports, 157 lbs.

**\$1,035**

### IPE SLATS

**490-60I** 6' long, 2 supports, 180 lbs.

**\$1,245**

**490-80I** 8' long, 2 supports, 217 lbs.

**\$1,360**

### RECYCLED PLASTIC SLATS

**490-60PL** 6' long, 2 supports, 167 lbs.

**\$1,135**

**490-80PL** 8' long, 3 supports, 239 lbs.

**\$1,740**

### WOOD GRAIN RECYCLED PLASTIC SLATS

**490-60TX** 6' long, 2 supports, 167 lbs.

**\$1,175**

**490-80TX** 8' long, 3 supports, 239 lbs.

**\$1,835**

Add to unit price for center armrest

**\$145**

• Aluminum end supports



491 shown w/Forest Green finish/lpe



492 shown w/Forest Green finish/lpe

## BENCH 491/492

### DOUGLAS FIR SLATS

<b>491-60D</b>	6' long, 2 supports, w/armrests, 100 lbs.	<b>\$780</b>
<b>491-80D</b>	8' long, 2 supports, w/armrests, 115 lbs.	<b>\$805</b>
<b>492-60D</b>	6' long, 2 supports, 92 lbs.	<b>\$870</b>
<b>492-80D</b>	8' long, 2 supports, 107 lbs.	<b>\$895</b>

### IPE SLATS

<b>491-60I</b>	6' long, 2 supports, w/armrests, 128 lbs.	<b>\$940</b>
<b>491-80I</b>	8' long, 2 supports, w/armrests, 153 lbs.	<b>\$1,015</b>
<b>492-60I</b>	6' long, 2 supports, 120 lbs.	<b>\$1,030</b>
<b>492-80I</b>	8' long, 2 supports, 145 lbs.	<b>\$1,105</b>

### RECYCLED PLASTIC SLATS

<b>491-60PL</b>	6' long, 2 supports, w/armrests, 128 lbs.	<b>\$950</b>
<b>491-80PL</b>	8' long, 3 supports, w/armrests, 183 lbs.	<b>\$1,440</b>
<b>492-60PL</b>	6' long, 2 supports, 120 lbs.	<b>\$1,035</b>
<b>492-80PL</b>	8' long, 3 supports, 170 lbs.	<b>\$1,575</b>

### WOOD GRAIN RECYCLED PLASTIC SLATS

<b>491-60TX</b>	6' long, 2 supports, w/armrests, 128 lbs.	<b>\$975</b>
<b>491-80TX</b>	8' long, 3 supports, w/armrests, 183 lbs.	<b>\$1,505</b>
<b>492-60TX</b>	6' long, 2 supports, 120 lbs.	<b>\$1,060</b>
<b>492-80TX</b>	8' long, 3 supports, 170 lbs.	<b>\$1,640</b>

Add to unit price for center armrest

**\$145**

• Aluminum end supports



491



492





Shown in Forest Green

## BENCH 493

**493-60** 6' long, 2 supports, 238 lbs.

**\$1,210**

**493-80** 8' long, 2 supports, 299 lbs.

**\$1,400**

Add to unit price for center armrest

**\$145**

• Cast aluminum end supports



## BENCH 494/495

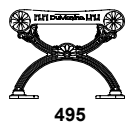
<b>494-60</b>	6' long, 2 supports, w/armrests 192 lbs.	<b>\$1,100</b>
<b>494-80</b>	8' long, 2 supports, w/armrests 240 lbs.	<b>\$1,250</b>
<b>495-60</b>	6' long, 2 supports, 183 lbs.	<b>\$1,155</b>
<b>495-80</b>	8' long, 2 supports, 231 lbs.	<b>\$1,340</b>
Add to unit price for center armrest		<b>\$145</b>
• Cast aluminum end supports		



494-60 Shown in Forest Green



495-60 Shown in Forest Green







Shown in Almond

## BENCH 496

**496-60** 6' long, 2 supports, 216 lbs. **\$1,485**

**496-80** 8' long, 2 supports, 287 lbs. **\$1,790**

Add to unit price for center armrest **\$145**

• Cast aluminum end supports



Bench 497 shown in Almond

## BENCH 497/498

**497-60** 6' long, 2 supports, w/armrests, 186 lbs. **\$1,105**

**497-80** 8' long, 2 supports, w/armrests, 228 lbs. **\$1,245**

**498-60** 6' long, 2 supports, 177 lbs. **\$1,195**

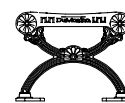
**498-80** 8' long, 2 supports, 219 lbs. **\$1,320**

Add to unit price for center armrest **\$145**

• Cast aluminum end supports



497



498





Shown in Carlsbad

## BENCH 93

**93-60** 6' long, 2 supports, 292 lbs.

**\$1,300**

**93-80** 8' long, 2 supports, 354 lbs.

**\$1,500**

Add to unit price for center armrest

**\$120**

## BENCH 95

**95-60** 6' long, 2 supports, 223 lbs. **\$1,085**

**95-80** 8' long, 2 supports, 272 lbs. **\$1,275**

Add to unit price for center armrest

**\$160**



Shown in Sudan





Shown in Bronze

## BENCH 94

**94-60** 6' long, 2 supports, 230 lbs. **\$1,300**

**94-80** 8' long, 2 supports, 277 lbs. **\$1,500**

Add to unit price for center armrest **\$200**

**Support Options:** S-1, S-2, and S-5

• 1" x 1" steel tube seating surface



Shown in Bronze

## RECEPTACLE 17

**17-22** 22-gal. All-Steel Recept., 200 lbs. **\$1,650**

**Additional Cover Options**



RC

**+\$75**



BT

**+\$120**



DM

**+\$135**

**Support Options:** S-1, S-2, and S-5

• Hinged cover

## BENCH 117

**117-60** 6' long, 2 supports, 223 lbs. **\$1,250**

**117-80** 8' long, 2 supports, 275 lbs. **\$1,450**

Add to unit price for center armrest **\$200**

**Support Options:** S-1, S-2, and S-5

• 2" x 1" steel tube seating surface



## BENCH 118

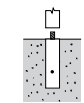
**118-60** 6' long, 2 supports, 227 lbs. **\$1,425**

**118-80** 8' long, 2 supports, 274 lbs. **\$1,625**

Add to unit price for center armrest **\$200**

**Support Options:** S-1, S-2, and S-5

• Contoured 1" x 1" steel tube seating surface



**S-1**  
EMBEDMENT



**S-2**  
SURFACE MOUNT



**S-5**  
FREE STANDING

SUPPORT OPTIONS





Shown in Textured Black

## BENCH 58

**58-60** 6' long, 2 supports, 300 lbs.

**\$1,215**

**58-80** 8' long, 2 supports, 361 lbs.

**\$1,415**

Add to unit price for center armrest

**\$85**



Cast center armrest



Optional custom lettering





## BENCH 92






<b>92-60</b>	6' long, 2 supports, 227 lbs.	<b>\$1,090</b>
<b>92-80</b>	8' long, 2 supports, 275 lbs.	<b>\$1,240</b>
Add to unit price per end/ center armrest		<b>\$100</b>



## RECEPTACLE 102

<b>102-22</b>	22-gal. All-Steel Receptacle, 236 lbs.	<b>\$1,385</b>
<b>102-22SH</b>	22-gal. All-Steel Receptacle, w/optional steel shield, 258 lbs.	<b>\$1,525</b>
<b>102-32</b>	32-gal. All-Steel Receptacle, 272 lbs.	<b>\$1,485</b>
<b>102-32SH</b>	32-gal. All-Steel Receptacle, w/optional steel shield, 299 lbs.	<b>\$1,620</b>
 <b>102-40-RC</b>	40-gallon Split Stream Recycle Receptacle, 278 lbs.	<b>\$1,615</b>
 <b>102-40SHRC</b>	40-gallon Split Stream Recycle Receptacle, w/optional steel shield, 304 lbs.	<b>\$1,750</b>

### Additional Cover Options

				
RC	BT	BTA	DM	DMA
<b>+\$75</b>	<b>+\$120</b>	<b>+\$150</b>	<b>+\$135</b>	<b>+\$190</b>

\*Shown w/optional liner-concealing shield

• Convenient hinge door emptying





Shown in Black

## TABLE SET 443

<b>443-62</b>	Table, 6', (2) 6' benches, 806 lbs.	<b>\$4,090</b>
<b>443-82</b>	Table, 8', (2) 8' benches, 974 lbs.	<b>\$4,705</b>
<b>443-558-1</b>	ADA Accessible Table, 8', (2) 5' benches, 827 lbs.	<b>\$4,210</b>

\* Table only pricing available upon request



Shown in Black

## PLANTER 122

<b>122-00</b>	All-Steel Planter, 185 lbs.	<b>\$1,225</b>
<b>122-00SH</b>	All-Steel Planter w/optional steel shield, 201 lbs.	<b>\$1,325</b>

Add to unit price for self watering liner option

**\$190**

- Heavy duty polyethylene liner
- Shown w/optional shield





Shown in Black

## BENCH 19

**19-60** 6' long, 2 supports, 379 lbs.

**\$1,445**

**19-80** 8' long, 2 supports, 457 lbs.

**\$1,610**

Add to unit price for center armrest

**\$85**

• Steel 5/8" round rod seating surface



Optional custom lettering



Cast center armrest



Shown in Black

## BENCH 106

**106-60** 6' long, 2 supports, 264 lbs.

**\$1,075**

**106-80** 8' long, 2 supports, 319 lbs.

**\$1,165**

Add to unit price per end/center armrest

**\$100**

• Steel 5/8" round rod seating surface



Shown in Bronze

## PLANTER 159

**159-00** All-Steel Planter, 137 lbs.

**\$970**

**159-00SH** All-Steel Planter w/optional

steel shield, 148 lbs.

**\$1,045**

Add to unit price for self watering liner option

**\$190**

• Heavy duty polyethylene liner

• Shown w/optional shield





Shown w/Bronze finish/Antique Mahogany

## BENCH 57

### DOUGLAS FIR SLATS

**57-60D** 6' long, 2 supports, 198 lbs. **\$1,010**

**57-80D** 8' long, 2 supports, 220 lbs. **\$1,050**

### IPE SLATS

**57-60I** 6' long, 2 supports, 243 lbs. **\$1,265**

**57-80I** 8' long, 2 supports, 280 lbs. **\$1,380**

### RECYCLED PLASTIC SLATS

**57-40PL** 4' long, 2 supports, 194 lbs. **\$1,055**

**57-60PL** 6' long, 2 supports, 229 lbs. **\$1,150**

**57-80PL** 8' long, 3 supports, 333 lbs. **\$1,770**

### WOOD GRAIN RECYCLED PLASTIC SLATS

**57-40TX** 4' long, 2 supports, 194 lbs. **\$1,095**

**57-60TX** 6' long, 2 supports, 229 lbs. **\$1,190**

**57-80TX** 8' long, 3 supports, 333 lbs. **\$1,850**

Add to unit price for center armrest **\$85**

• Cast iron end supports

• 2" x 3" nominal slats





Shown w/Bronze finish/Antique Mahogany

## BENCH 91

### DOUGLAS FIR SLATS

**91-60D** 6' long, 2 supports, 136 lbs. **\$770**

**91-80D** 8' long, 2 supports, 151 lbs. **\$795**

### IPE SLATS

**91-60I** 6' long, 2 supports, 164 lbs. **\$930**

**91-80I** 8' long, 2 supports, 189 lbs. **\$1,005**

### RECYCLED PLASTIC SLATS

**91-40PL** 4' long, 2 supports, 137 lbs. **\$855**

**91-60PL** 6' long, 2 supports, 164 lbs. **\$935**

**91-80PL** 8' long, 3 supports, 236 lbs. **\$1,415**

WOOD GRAIN RECYCLED PLASTIC SLATS 

**91-40TX** 4' long, 2 supports, 137 lbs. **\$890**

**91-60TX** 6' long, 2 supports, 164 lbs. **\$960**

**91-80TX** 8' long, 3 supports, 236 lbs. **\$1,500**

Add to unit price per end/center armrest **\$100**

## RECEPTACLE 124

**124-31D** Douglas Fir, 31-gal. Receptacle, 209 lbs. **\$1,520**

**124-31I** Ipe, 31-gal. Receptacle, 255 lbs. **\$1,730**

**124-31PL** Recycled Plastic, 31-gal. Receptacle, 219 lbs. **\$1,620**

**124-31TX** Wood Grain Recycled Plastic, 31-gal. Receptacle, 219 lbs.  **\$1,695**

### Additional Cover Options



**+\$75** **+\$120** **+\$150** **+\$135** **+\$190**

• 31-gallon galvanized steel liner

• Lift off lid emptying



Shown w/Bronze finish/Antique Mahogany





Shown in Bronze

## BENCH 140

**140-60** 6' long, 2 supports, 282 lbs. **\$1,180**

**140-80** 8' long, 2 supports, 343 lbs. **\$1,375**

Add to unit price for center armrest **\$85**

• Custom lettering available on support side panels



Cast center armrest

## BENCH 144

**144-60** 6' long, 2 supports, 217 lbs. **\$1,070**

**144-80** 8' long, 2 supports, 265 lbs. **\$1,225**

Add to unit price per end/center armrest **\$100**

• Comfortable, contoured straps



Shown in Bronze

## BENCH 162

**162-60** 6' long, 2 supports, 261 lbs. **\$1,465**

**162-80** 8' long, 2 supports, 331 lbs. **\$1,765**

Add to unit price for center armrest **\$85**

• Custom lettering available on support side panels

• Laser cut backrest and 1" square tube seat



Shown in Black


## RECEPTACLE 148


**148-22** 22-gal. All-Steel Receptacle, 233 lbs. **\$1,385**

**148-22SH** 22-gal. All-Steel Receptacle  
w/optional steel shield, 255 lbs. **\$1,525**

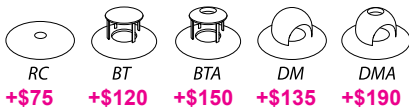
**148-32** 32-gal. All-Steel Receptacle, 272 lbs. **\$1,485**

**148-32SH** 32-gal. All-Steel Receptacle  
w/optional steel shield, 299 lbs. **\$1,620**

 **148-40RC** 40-gal. Split Stream Recycle  
Receptacle, 278 lbs. **\$1,615**

 **148-40SHRC** 40-gal. Split Stream Recycle Receptacle  
w/optional steel shield, 304 lbs. **\$1,750**

### Additional Cover Options



**+\$75** **+\$120** **+\$150** **+\$135** **+\$190**

• Side door liner removal

• Optional liner-concealing shield



Door liner removal



Shown in Black





Shown w/Black finish/Cedar plastic

## BENCH 143

### RECYCLED PLASTIC SLATS

<b>143-40PL</b>	4' long, 2 supports, 176 lbs.	<b>\$1,000</b>
<b>143-60PL</b>	6' long, 2 supports, 211 lbs.	<b>\$1,110</b>
<b>143-80PL</b>	8' long, 3 supports, 306 lbs.	<b>\$1,705</b>

### WOOD GRAIN RECYCLED PLASTIC SLATS

<b>143-40TX</b>	4' long, 2 supports, 176 lbs.	<b>\$1,050</b>
<b>143-60TX</b>	6' long, 2 supports, 211 lbs.	<b>\$1,150</b>
<b>143-80TX</b>	8' long, 3 supports, 306 lbs.	<b>\$1,790</b>
Add to unit price for center armrest		<b>\$85</b>

• Custom lettering available on support side panels








Shown w/Black finish/Douglas Fir

## RECEPTACLE 152

<b>152-31D</b>	Douglas Fir Slats, 31-gallon, 209 lbs.	<b>\$1,520</b>
<b>152-31I</b>	Ipe Slats, 31-gallon, 255 lbs.	<b>\$1,730</b>
<b>152-31PL</b>	Recycled Plastic Slats, 31-gallon, 219 lbs.	<b>\$1,620</b>
<b>152-31TX</b>	Wood Grain Recycled Plastic Slats, 31-gallon, 219 lbs.	<b>\$1,695</b>

### Additional Cover Options

				
<b>RC</b>	<b>BT</b>	<b>BTA</b>	<b>DM</b>	<b>DMA</b>
<b>+\$75</b>	<b>+\$120</b>	<b>+\$150</b>	<b>+\$135</b>	<b>+\$190</b>

- 31-gal. galvanized steel liner
- Lift off lid emptying





Shown in Green

## BENCH 119

<b>119-60</b>	6' long, 2 supports, 299 lbs.	<b>\$1,310</b>
<b>119-80</b>	8' long, 2 supports, 359 lbs.	<b>\$1,505</b>
Add to unit price for center armrest		<b>\$140</b>
• Contoured steel seat		

## BENCH 120

<b>120-60</b>	6' long, 250 lbs.	<b>\$1,235</b>
<b>120-80</b>	8' long, 298 lbs.	<b>\$1,415</b>
Add to unit price for center armrest		<b>\$145</b>
• Contoured steel seat		



Shown in Green





Shown in Black

## BENCH 446

**446-60** 6' long, 2 supports, 245 lbs.

**\$1,265**

**446-80** 8' long, 2 supports, 308 lbs.

**\$1,420**

Add to unit price for center armrest

**\$170**

• Cast aluminum end supports





Bench 282 shown in Black

## BENCH 282/283

### WITH ARMS

**282-60** 6' long, 2 supports, 198 lbs. **\$1,160**

**282-80** 8' long, 2 supports, 247 lbs. **\$1,345**

### WITHOUT ARMS

**283-60** 6' long, 2 supports, 180 lbs. **\$1,040**

**283-80** 8' long, 2 supports, 229 lbs. **\$1,225**

Add to unit price for center armrest **\$145**

• Cast aluminum end supports



Bench 283 shown in Black



282



283





Shown w/Black finish/Ipe

## BENCH 447

### DOUGLAS FIR SLATS

<b>447-60D</b>	6' long, 2 supports, 217 lbs.	<b>\$1,545</b>
<b>447-80D</b>	8' long, 2 supports, 272 lbs.	<b>\$1,650</b>

### IPE SLATS

<b>447-60I</b>	6' long, 2 supports, 254 lbs.	<b>\$1,995</b>
<b>447-80I</b>	8' long, 2 supports, 327 lbs.	<b>\$2,235</b>

### RECYCLED PLASTIC SLATS

<b>447-60PL</b>	6' long, 2 supports, 229 lbs.	<b>\$1,580</b>
<b>447-80PL</b>	8' long, 2 supports, 269 lbs.	<b>\$1,715</b>

Add to unit price for  
center armrest **\$170**

• Cast aluminum end supports





Bench 284 shown w/Black finish/Ipe

## BENCH 284/285

### DOUGLAS FIR SLATS

<b>284-60D</b>	6' long, 2 supports, w/armrests, 145 lbs.	<b>\$1,240</b>
<b>284-80D</b>	8' long, 2 supports, w/armrests, 171 lbs.	<b>\$1,285</b>
<b>285-60D</b>	6' long, 2 supports, 128 lbs.	<b>\$1,120</b>
<b>285-80D</b>	8' long, 2 supports, 153 lbs.	<b>\$1,175</b>

### IPE SLATS

<b>284-60I</b>	6' long, 2 supports, w/armrests, 179 lbs.	<b>\$1,490</b>
<b>284-80I</b>	8' long, 2 supports, w/armrests, 216 lbs.	<b>\$1,605</b>
<b>285-60I</b>	6' long, 2 supports, 162 lbs.	<b>\$1,370</b>
<b>285-80I</b>	8' long, 2 supports, 198 lbs.	<b>\$1,490</b>

### RECYCLED PLASTIC SLATS

<b>284-60PL</b>	6' long, 2 supports, w/armrests, 152 lbs.	<b>\$1,275</b>
<b>284-80PL</b>	8' long, 2 supports, w/armrests, 180 lbs.	<b>\$1,345</b>
<b>285-60PL</b>	6' long, 2 supports, 135 lbs.	<b>\$1,155</b>
<b>285-80PL</b>	8' long, 2 supports, 162 lbs.	<b>\$1,235</b>

Add to unit price for center armrest **\$145**

• Cast aluminum end supports



Bench 285 shown w/Black Finish/Walnut Plastic



284



285





Shown in Black

# BENCH 160

160-60	6' long, 2 supports, 266 lbs.	\$1,130
160-80	8' long, 2 supports, 314 lbs.	\$1,245
Add to unit price for center armrest		\$120



Cast center armrest



Shown in Argento

## BENCH 164

<b>164-60</b>	6' long, 2 supports, 205 lbs.	<b>\$940</b>
<b>164-80</b>	8' long, 2 supports, 239 lbs.	<b>\$1,000</b>
Add to unit price for center armrest		<b>\$135</b>

## BENCH 168

<b>168-60</b>	6' long, 2 supports, 239 lbs.	<b>\$1,195</b>
<b>168-80</b>	8' long, 2 supports, 284 lbs.	<b>\$1,365</b>
Add to unit price for center armrest		<b>\$120</b>
• 3/8" round steel rod seat		



Shown in Argento





Shown in Black

## BENCH 169

**169-60** 6' long, 2 supports, 194 lbs. **\$1,015**

**169-80** 8' long, 2 supports, 222 lbs. **\$1,085**

Add to unit price for center armrest **\$120**

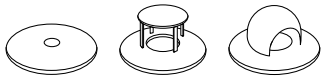
- Perforated steel seating surface

## RECEPTACLE 170

**170-32** 32-gallon All-Steel Receptacle, 126 lbs. **\$1,030**

 **170-40-RC** 40-gallon Split Stream Recycle Receptacle, 140 lbs. **\$1,125**

### Additional Cover Options



**RC** **BT** **DM**  
**+\$75** **+\$120** **+\$135**

- Perforated steel
- Hinged cover



Hinged lid



Shown in Black

## BENCH 165

### DOUGLAS FIR SLATS

**165-60D** 6' long, 2 supports, 222 lbs. **\$1,260**

**165-80D** 8' long, 2 supports, 251 lbs. **\$1,340**

### IPE SLATS

**165-60I** 6' long, 2 supports, 264 lbs. **\$1,685**

**165-80I** 8' long, 2 supports, 308 lbs. **\$1,890**

### RECYCLED PLASTIC SLATS

**165-60PL** 6' long, 2 supports, 230 lbs. **\$1,270**

**165-80PL** 8' long, 2 supports, 263 lbs. **\$1,375**

Add to unit price for center armrest **\$120**



Shown w/Bronze finish/Ipe

## BENCH 166

### DOUGLAS FIR SLATS

**166-60D** 6' long, 2 supports, 182 lbs. **\$925**

**166-80D** 8' long, 2 supports, 204 lbs. **\$985**

### IPE SLATS

**166-60I** 6' long, 2 supports, 206 lbs. **\$1,095**

**166-80I** 8' long, 2 supports, 236 lbs. **\$1,210**

### RECYCLED PLASTIC SLATS

**166-60PL** 6' long, 2 supports, 187 lbs. **\$960**

**166-80PL** 8' long, 2 supports, 210 lbs. **\$1,040**

Add to unit price for center armrest **\$135**



Shown w/Black finish/Ipe





Shown in Hunter Green

## BENCH 190

<b>190-60</b>	6' long, 2 supports, 277 lbs.	<b>\$1,130</b>
<b>190-80</b>	8' long, 2 supports, 325 lbs.	<b>\$1,240</b>
Add to unit price for center armrest		<b>\$125</b>
• Timeless ductile iron end support		



COORDINATING  
PLANTER ON PAGE 89





Shown in Hunter Green

## BENCH 191

**191-60** 6' long, 2 supports, 205 lbs.

**\$920**

**191-80** 8' long, 2 supports, 239 lbs.

**\$980**

Add to unit price for center armrest

**\$135**



429-32-S03 Shown in Hunter Green

## RECEPTACLE 429

**429-32-FTO** 32-gallon, Steel Top Deposit Receptacle, 191 lbs.

**\$1,085**

**429-32-SO1** 32-gallon Side Deposit Receptacle, 1 opening, 204 lbs.

**\$1,310**

**429-32-SO2** 32-gallon Side Deposit Receptacle, 2 openings, 203 lbs.

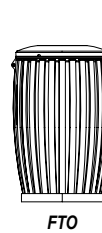
**\$1,310**

**429-32-SO3** 32-gallon Side Deposit Receptacle, 3 openings, 201 lbs.

**\$1,310**

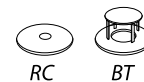


SO



FTO

### Additional Cover Options



RC

BT

**+\$75** **+\$120**

- Hinged cover
- Top deposit or side deposit covers



429-32-FTO



Hinged cover





Shown in Bronze

## BENCH 194

**194-60** 6' long, 2 supports, 218 lbs.

**\$1,425**

**194-80** 8' long, 2 supports, 259 lbs.

**\$1,630**

Add to unit price per end/center armrest

**\$125**

- Ductile cast iron supports
- Laser cut backrest and 1" square tube seating



Shown in Bronze

## BENCH 195

**195-60** 6' long, 2 supports, 112 lbs.

**\$770**

**195-80** 8' long, 2 supports, 133 lbs.

**\$830**

Add to unit price per end/center armrest

**\$125**

- Ductile cast iron supports

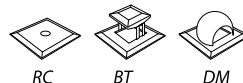


Shown in Bronze

## RECEPTACLE 196

**196-32** 32-gallon All-Steel Receptacle, 259 lbs. **\$1,985**

Additional Cover Options



**+\$75** **+\$120** **+\$135**

- Hinged cover
- Cast iron legs





## BENCH 185

### RECYCLED PLASTIC SLATS

**185-60PL** 6' long, 2 supports, 177 lbs. **\$1,170**

**185-80PL** 8' long, 3 supports, 253 lbs. **\$2,005**

### DOUGLAS FIR SLATS

**185-60D** 6' long, 2 supports, 168 lbs. **\$1,135**

**185-80D** 8' long, 2 supports, 196 lbs. **\$1,205**

### IPE SLATS

**185-60I** 6' long, 2 supports, 214 lbs. **\$1,455**

**185-80I** 8' long, 2 supports, 257 lbs. **\$1,635**

Add to unit price per end/center armrest **\$105**

• Ductile cast iron supports



Shown w/Deep Red finish/Walnut plastic

## BENCH 186

### RECYCLED PLASTIC SLATS

**186-60PL** 6' long, 2 supports, 107 lbs. **\$775**

**186-80PL** 8' long, 3 supports, 152 lbs. **\$1,280**

### DOUGLAS FIR SLATS

**186-60D** 6' long, 2 supports, 102 lbs. **\$735**

**186-80D** 8' long, 2 supports, 120 lbs. **\$805**

### IPE SLATS

**186-60I** 6' long, 2 supports, 126 lbs. **\$875**

**186-80I** 8' long, 2 supports, 152 lbs. **\$985**

Add to unit price per end/center armrest **\$105**

• Ductile cast iron supports



Shown w/Deep Red finish/Walnut plastic



Shown w/Deep Red finish/Walnut plastic

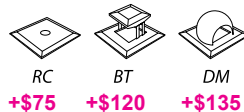
## RECEPTACLE 187

**187-32D-FTO** Douglas Fir, 32-gallon Receptacle, 186 lbs. **\$1,555**

**187-32I-FTO** Ipe, 32-gallon Receptacle, 238 lbs. **\$1,880**

**187-32PL-FTO** Recycled Plastic, 32-gallon, Receptacle, 198 lbs. **\$1,685**

### Additional Cover Options



**+\$75**

**+\$120**

**+\$135**

• Hinged cover

• Cast iron legs





NEW  
2020



505-60HC shown in White



505-60I shown in White w/Ipe

## BENCH 505

### WITH ARMRESTS

<b>505-60I</b>	6' long, Ipe Slats, 2 supports, 186 lbs.	<b>\$1,650</b>
<b>505-60PL</b>	6' long, Recycled Plastic Slats, 2 supports, 160 lbs.	<b>\$1,550</b>
<b>505-60TX</b>	6' long, WG Recycled Plastic Slats, 2 supports, 160 bs. 	<b>\$1,575</b>
<b>505-60HC</b>	6' long, Steel seat and backrest, 2 supports, 194 lbs.	<b>\$1,545</b>

### WITHOUT ARMRESTS

<b>505-60INA</b>	6' long, Ipe Slats, 2 supports, 181 lbs.	<b>\$1,610</b>
<b>505-60PLNA</b>	6' long, Recycled Plastic Slats, 2 supports, 155 lbs.	<b>\$1,510</b>
<b>505-60TXNA</b>	6' long, WG Recycled Plastic Slats, 2 supports, 155 lbs. 	<b>\$1,535</b>
<b>505-60HCNA</b>	6' long, Steel seat and backrest, 2 supports, 189 lbs.	<b>\$1,505</b>

Add to unit price for center armrest

**\$140**


505-60HCNA









506-60TXHS shown in White w/Horizontal Steel back and Antique Mahogany seat

## BENCH 506

### WITH ARMRESTS

<b>506-60I</b>	6' long, Ipe Slats, 2 supports, 186 lbs.	<b>\$1,650</b>
<b>506-60IHS</b>	6' long, Ipe Slats and Steel Backrest, 2 supports, 205 lbs.	<b>\$1,500</b>
<b>506-60PL</b>	6' long, Recycled Plastic Slats, 2 supports, 160 lbs.	<b>\$1,550</b>
<b>506-60PLHS</b>	6' long, Recycled Plastic Slats and Steel Backrest, 2 supports, 187 lbs.	<b>\$1,420</b>
<b>506-60TX</b>	6' long, WG Recycled Plastic Slats, 2 supports, 160 lbs. 	<b>\$1,575</b>
<b>506-60TXHS</b>	6' long, WG Recycled Plastic Slats and Steel Backrest, 2 supports, 187 lbs. 	<b>\$1,440</b>
<b>506-60HC</b>	6' long, Steel Channel Seat and Backrest, 2 supports, 194 lbs.	<b>\$1,545</b>
<b>506-60HCHS</b>	6' long, Steel Channel Seat and Steel Bar Backrest, 2 supports, 200 lbs.	<b>\$1,405</b>

### WITHOUT ARMRESTS

<b>505-60INA</b>	6' long, Ipe Slats, 2 supports, 181 lbs.	<b>\$1,610</b>
<b>505-60IHSNA</b>	6' long, Ipe Slats and Steel Backrest, 2 supports, 201 lbs.	<b>\$1,460</b>
<b>505-60PLNA</b>	6' long, Recycled Plastic Slats, 2 supports, 155 lbs.	<b>\$1,510</b>
<b>505-60PLHSNA</b>	6' long, Recycled Plastic Slats and Steel Backrest, 2 supports, 182 lbs.	<b>\$1,380</b>
<b>505-60TXNA</b>	6' long, WG Recycled Plastic Slats, 2 supports, 155 lbs. 	<b>\$1,535</b>
<b>505-60TXHSNA</b>	6' long, WG Recycled Plastic Slats and Steel Backrest, 2 supports, 182 lbs. 	<b>\$1,400</b>
<b>505-60HCNA</b>	6' long, Steel Channel Seat and Backrest, 2 supports, 189 lbs.	<b>\$1,505</b>
<b>505-60HCHSNA</b>	6' long, Steel Channel Seat and Steel Bar Backrest, 2 supports, 196 lbs.	<b>\$1,365</b>

Add to unit price for center armrest

**\$140**



506-60TX in White w/Antique Mahogany



505-60HCNA in White



507-60TX shown w/ White/Antique Mahogany

## BENCH 507

<b>507-60I</b>	6' long, Ipe Slats, 2 supports, 155 lbs.	<b>\$1,155</b>
<b>507-60PL</b>	6' long, Recycled Plastic Slats, 2 supports, 130 lbs.	<b>\$1,045</b>
<b>507-60TX</b>	6' long, WG Recycled Plastic Slats, 2 supports, 130 lbs. 	<b>\$1,075</b>
<b>507-60HC</b>	6' long, Steel seat, 2 supports, 126 lbs.	<b>\$985</b>
Add to unit price per end/center armrest		<b>\$150</b>



507-60HC shown in White





Shown in Textured Charcoal

## BENCH 270

**270-601** 6' long, Ipe Slats, 2 supports, 178 lbs.

**\$1,150**

Add to unit price for center armrest

**\$110**





Shown in Textured Charcoal

## BENCH 271

**271-60I** 6' long, Ipe Slats, 2 supports, 123 lbs.

**\$710**

Add to unit price for center armrest

**\$150**

## RECEPTACLE 272

**272-32-SO** 32-gallon, All-Steel Receptacle,  
Side Deposit, 109 lbs.

**\$775**

**272-32-FTO** 32-gallon, All-Steel Receptacle,  
Top Deposit, 98 lbs.

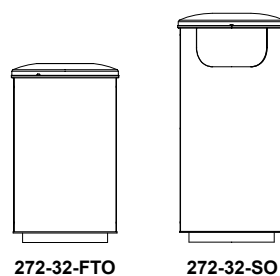
**\$710**

Additional FTO Cover Option



RC

**+\$75**



272-32-FTO

272-32-SO




Shown in Textured Charcoal

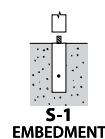




## BENCH 500

<b>500-60D</b>	6' long, Douglas Fir, 2 supports, 128 lbs.	<b>\$1,185</b>
<b>500-60I</b>	6' long, Ipe, 2 supports, 148 lbs.	<b>\$1,280</b>
<b>500-60PL</b>	6' long, Recycled Plastic, 2 supports, 153 lbs.	<b>\$1,240</b>
<b>500-60TX</b>	6' long, Wood Grain Recycled Plastic, 2 supports, 153 lbs. 	<b>\$1,275</b>
<b>500-60HS</b>	6' long, Steel, 2 supports, 181 lbs.	<b>\$1,295</b>
Add to unit price for center armrest		<b>\$130</b>


Support Options: S-1, S-2, and S-5




SUPPORT OPTIONS

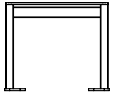
## BENCH 501


### WITH ARMS



<b>501-60D</b>	6' long, Douglas Fir, 2 supports, 102 lbs.	<b>\$800</b>
<b>501-60I</b>	6' long, Ipe, 2 supports, 116 lbs.	<b>\$870</b>
<b>501-60PL</b>	6' long, Rec. Plastic, 2 supports, 126 lbs.	<b>\$890</b>
<b>501-60TX</b>	6' long, Wood Grain Plastic, 2 supports, 126 lbs. 	<b>\$915</b>
<b>501-60HS</b>	6' long, Steel, 2 supports, 129 lbs.	<b>\$790</b>

### WITHOUT ARMS



<b>501-60DNA</b>	6' long, Douglas Fir, 2 supports, 93 lbs.	<b>\$770</b>
<b>501-60INA</b>	6' long, Ipe, 2 supports, 107 lbs.	<b>\$835</b>
<b>501-60PLNA</b>	6' long, Rec. Plastic, 2 supports, 117 lbs.	<b>\$860</b>
<b>501-60TXNA</b>	6' long, Wood Grain Plastic, 2 supports, 117 lbs. 	<b>\$885</b>
<b>501-60HSNA</b>	6' long, Steel, 2 supports, 120 lbs.	<b>\$770</b>

Add to unit price for center armrest **\$140**

Support Options: S-1, S-2, and S-5



501-60HSNA Steel seat




501-60PL with Recycled Plastic slats




501-60I w/Textured Silver finish/Ipe

## RECEPTACLE 502


### TOP DEPOSIT



<b>502-32D-FTO</b>	32-gallon, Douglas Fir, 136 lbs.	<b>\$1,540</b>
<b>502-32I-FTO</b>	32-gallon, Ipe, 162 lbs.	<b>\$1,645</b>
<b>502-32PL-FTO</b>	32-gallon, Rec. Plastic, 143 lbs.	<b>\$1,590</b>
<b>502-32TX-FTO</b>	32-gallon, Wood Grain Plastic, 143 lbs. 	<b>\$1,610</b>
<b>502-32HS-FTO</b>	32-gallon, Steel, 183 lbs.	<b>\$1,510</b>

### SIDE DEPOSIT



<b>502-32D-BT</b>	32-gallon, Douglas Fir, 180 lbs.	<b>\$1,660</b>
<b>502-32I-BT</b>	32-gallon, Ipe, 206 lbs.	<b>\$1,765</b>
<b>502-32PL-BT</b>	32-gallon, Rec. Plastic, 187 lbs.	<b>\$1,710</b>
<b>502-32TX-BT</b>	32-gallon, Wood Grain Plastic, 187 lbs. 	<b>\$1,730</b>
<b>502-32HS-BT</b>	32-gallon, Steel, 228 lbs.	<b>\$1,615</b>

Support Options: S-1, S-2, and S-5

• Side door emptying



502-32HS-BT All Steel



w/Recycled Plastic slats




502-32I-FTO with door open



502-32I-BT w/Textured Silver finish/Ipe





Shown in Argento

## BENCH 275

<b>275-60I</b>	6' long, lpe, 2 supports, 272 lbs.	<b>\$1,960</b>
<b>275-80I</b>	8' long, lpe, 2 supports, 321 lbs.	<b>\$2,200</b>
Add to unit price per end/center armrest		<b>\$130</b>



275-60I with optional armrests

## BENCH 276

<b>276-60I</b>	6' long, lpe, 2 supports, 349 lbs.	<b>\$2,650</b>
<b>276-80I</b>	8' long, lpe, 2 supports, 415 lbs.	<b>\$3,000</b>
Add to unit price per end/center armrest		<b>\$130</b>



Shown in Argento

## CURVED BENCH 277


<b>277-30I</b>	6' long, 30" radius, lpe, 2 supports, 265 lbs.	<b>\$2,205</b>
<b>277-72I</b>	6' long, 72" radius, lpe, 2 supports, 262 lbs.	<b>\$2,205</b>
<b>277-120I</b>	6' long, 120" radius, lpe, 2 supports, 270 lbs.	<b>\$2,305</b>
Add to unit price per end/center armrest		<b>\$130</b>

• Backless bench with 3 curved radius options



Shown in Argento


## CURVED BENCH 278/279



\*Concave curve

<b>278-30I</b>	6' long, 30" radius, lpe, 2 supports, 335 lbs.	<b>\$3,050</b>
<b>278-72I</b>	6' long, 72" radius, lpe, 2 supports, 328 lbs.	<b>\$3,050</b>
<b>278-120I</b>	6' long, 120" radius, lpe, 2 supports, 337 lbs.	<b>\$3,100</b>
Add per end/center armrest		<b>\$130</b>

• Concave bench with 3 curved radius options



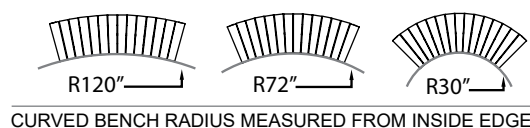
\*Convex curve

<b>279-30I</b>	6' long, 30" radius, lpe, 2 supports, 315 lbs.	<b>\$2,915</b>
<b>279-72I</b>	6' long, 72" radius, lpe, 2 supports, 319 lbs.	<b>\$2,915</b>
<b>279-120I</b>	6' long, 120" radius, lpe, 2 supports, 333 lbs.	<b>\$3,050</b>
Add per end/center armrest		<b>\$130</b>

• Convex bench with 3 curved radius options



Shown in Argento







472-60I-2AR Shown w/Argento finish/Ipe, S-2 supports



472-60HS-Steel Bench- S-2 supports

## BENCH 472

### DOUGLAS FIR SLATS

<b>472-60D</b>	6' long, 222 lbs.	<b>\$1,425</b>
<b>472-60D-2AR</b>	6' long, 2 armrests, 234 lbs.	<b>\$1,585</b>

### IPE SLATS

<b>472-60I</b>	6' long, 271 lbs.	<b>\$1,660</b>
<b>472-60I-2AR</b>	6' long, 2 armrests, 283 lbs.	<b>\$1,820</b>

### STEEL SLATS

<b>472-60HS</b>	6' long, 282 lbs.	<b>\$1,475</b>
<b>472-60HS-2AR</b>	6' long, 2 armrests, 294 lbs.	<b>\$1,635</b>

Add to unit price for center armrest

**\$80**

Support Options: S-2, and S-5



S-2 Surface Mount



S-5 Free Standing





473-60I-2AR Shown w/Argento finish/lpe S-2 supports



473-60HS-Steel Bench- S-2 supports

## BENCH 473

### DOUGLAS FIR SLATS

**473-60D** 6' long, 159 lbs. **\$1,080**

**473-60D-2AR** 6' long, 2 armrests, 179 lbs. **\$1,350**

### IPE SLATS

**473-60I** 6' long, 190 lbs. **\$1,240**

**473-60I-2AR** 6' long, 2 armrests, 210 lbs. **\$1,510**

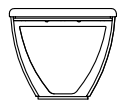
### STEEL SLATS

**473-60HS** 6' long, 207 lbs. **\$1,120**

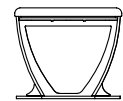
**473-60HS-2AR** 6' long, 2 armrests, 227 lbs. **\$1,390**

Add to unit price for center armrest **\$135**

Support Options: S-2, and S-5



S-2 Surface Mount



S-5 Free Standing

## RECEPTACLE 474

### DOUGLAS FIR SLATS

**474-32D-FTO** 32-gallon Receptacle, flat top, 170 lbs. **\$1,015**

**474-32D-BT** 32-gallon Receptacle, bonnet top, 194 lbs. **\$1,155**

### IPE SLATS

**474-32I-FTO** 32-gallon Receptacle, flat top, 223 lbs. **\$1,280**

**474-32I-BT** 32-gallon Receptacle, bonnet top, 247 lbs. **\$1,400**

### STEEL RECEPTACLE

**474-32VS-FTO** 32-gallon Receptacle, flat top, 283 lbs. **\$1,340**

**474-32VS-BT** 32-gallon Receptacle, bonnet top, 306 lbs. **\$1,475**


### Additional Cover Option


RC  
+\$75


Bonnet top cover (BT)



474-32VS-FTO



474-32VS-BT



474-32I-FTO w/Argento finish/lpe





Shown w/Argento finish/Ipe



470-60HS-2AR Steel Bench

## BENCH 470

### DOUGLAS FIR SLATS

**470-60D** 6' long, 217 lbs. **\$1,425**

**470-60D-2AR** 6' long, 2 armrests, 229 lbs. **\$1,585**

### IPE SLATS

**470-60I** 6' long, 266 lbs. **\$1,660**

**470-60I-2AR** 6' long, 2 armrests, 278 lbs. **\$1,820**

### STEEL SLATS

**470-60HS** 6' long, 282 lbs. **\$1,475**

**470-60HS-2AR** 6' long, 2 armrests, 294 lbs. **\$1,635**

Add to unit price for center armrest **\$80**

Support Option: S-2





Shown w/Argento finish/Ipe



471-60HS Steel Bench

## BENCH 471

### DOUGLAS FIR SLATS

**471-60D** 6' long, 162 lbs. **\$1,080**

**471-60D-2AR** 6' long, 2 armrests, 182 lbs. **\$1,350**

### IPE SLATS

**471-60I** 6' long, 192 lbs. **\$1,240**

**471-60I-2AR** 6' long, 2 armrests, 212 lbs. **\$1,510**

### STEEL SLATS

**471-60HS** 6' long, 207 lbs. **\$1,120**

**471-60HS-2AR** 6' long, 2 armrests, 227 lbs. **\$1,390**

Add to unit price per center armrest **\$135**

Support Option: S-2



Shown w/Argento finish/Ipe

## TABLE SET 475

### DOUGLAS FIR SLATS

**475-60D** 6' Table, 2 benches, 587 lbs. **\$3,710**

**475-60-1D** ADA Accessible, 6' Table, (2) 6' benches, 616 lbs. **\$3,710**

### IPE SLATS

**475-60I** 6' Table, 2 benches, 690 lbs. **\$4,230**

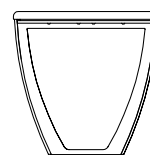
**475-60-1I** ADA Accessible, 6' Table, (2) 6' benches, 694 lbs. **\$4,230**

### STEEL SLATS

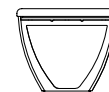
**475-60HS** 6' Table, 2 benches, 744 lbs. **\$3,735**

**475-60-1HS** ADA Accessible, 6' Table, (2) 6' benches, 744 lbs. **\$3,735**

Support Options: S-2 and S-5



S-2 Surface Mount



S-5 Free Standing





Shown in Black

## BENCH 59

**59-60** 6' long, 2 supports, 198 lbs.

**\$865**

**59-80** 8' long, 2 supports, 235 lbs.

**\$955**

Add to unit price for center armrest

**\$140**

**Support Options:** S-1, S-2, S-3, and S-4

• Perforated steel seat frame



Shown in Green

## RECEPTACLE 89

**89-32** 32-gallon All-Steel Receptacle, 129 lbs.

**\$835**

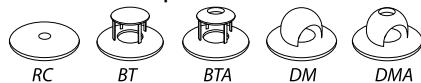
**89-40-RC** 40-gallon Split Stream Recycle

Receptacle, 136 lbs.

**\$945**

\* Shown w/optional dome top

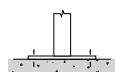
**Additional Cover Options**



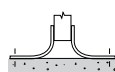
**+\$75** **+\$120** **+\$150** **+\$135** **+\$190**



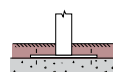
**S-1**  
EMBEDMENT



**S-2**  
SURFACE MOUNT



**S-3**  
GULL WING



**S-4**  
SUB FLOOR

SUPPORT OPTIONS



Shown in Deep Red

## BENCH 104

**104-60** 6' long, 2 supports, 165 lbs.

**\$665**

**104-80** 8' long, 2 supports, 181 lbs.

**\$715**

Add to unit price for center armrest

**\$175**

**Support Options:** S-1, S-2, S-3, and S-4


• Perforated steel seat frame






Shown in Green with vertical strap

## BENCH 460

<b>460-60VS</b>	6' long, 2 supports, Vertical Strap, 170 lbs.	<b>\$1,040</b>	<b>460-60D</b>	6' long, 2 supports, Douglas Fir, 171 lbs.	<b>\$1,020</b>
<b>460-60HS</b>	6' long, 2 supports, Horizontal Strap, 214 lbs.	<b>\$1,200</b>	<b>460-60PL</b>	6' long, 2 supports, Recycled Plastic, 179 lbs.	<b>\$1,140</b>
<b>460-60RB</b>	6' long, 2 supports, Round Bar, 195 lbs.	<b>\$1,270</b>	<b>460-60TX</b>	6' long, 2 supports, Wood Grain Plastic, 179 lbs. 	<b>\$1,170</b>
<b>460-60I</b>	6' long, 2 supports, Ipe, 195 lbs.	<b>\$1,160</b>	Add to unit price for center armrest <b>\$115</b>		

## BENCH 461

<b>461-60VS</b>	6' long, 2 supports, Vertical Strap, 110 lbs.	<b>\$695</b>
<b>461-60HS</b>	6' long, 2 supports, Horizontal Strap, 132 lbs.	<b>\$870</b>
<b>461-60RB</b>	6' long, 2 supports, Round Bar, 122 lbs.	<b>\$835</b>
<b>461-60I</b>	6' long, 2 supports, Ipe, 122 lbs.	<b>\$750</b>
<b>461-60D</b>	6' long, 2 supports, Douglas Fir, 110 lbs.	<b>\$680</b>
<b>461-60PL</b>	6' long, 2 supports, Recycled Plastic, 114 lbs.	<b>\$750</b>
<b>461-60TX</b>	6' long, 2 supports, Wood Grain Plastic, 114 lbs. 	<b>\$765</b>
Add to unit price for center armrest		<b>\$140</b>



Shown in Green with vertical strap

### SEATING SURFACE OPTIONS



Vertical Strap



Horizontal Strap



Round Bar



Wood



Traditional and Wood Grain  
Recycled Plastic






Shown in Green with vertical strap

## TABLE 464

### PICNIC TABLE

<b>464-60VS</b>	6' Picnic Table, Vertical Strap, 370 lbs.	<b>\$1,950</b>
<b>464-60HS</b>	6' Picnic Table, Horizontal Strap, 449 lbs.	<b>\$2,070</b>
<b>464-60RB</b>	6' Picnic Table, Round Bar, 410 lbs.	<b>\$2,185</b>
<b>464-60I</b>	6' Picnic Table, Ipe, 420 lbs.	<b>\$2,285</b>
<b>464-60D</b>	6' Picnic Table, Douglas Fir, 363 lbs.	<b>\$1,970</b>
<b>464-60PL</b>	6' Picnic Table, Recycled Plastic, 382 lbs.	<b>\$2,185</b>
<b>464-60TX</b>	6' Picnic Table, Wood Grain Plastic, 382 lbs. 	<b>\$2,235</b>

### ADA ACCESSIBLE TABLE

<b>464-68VS</b>	ADA Accessible Table, Vertical Strap, 404 lbs.	<b>\$2,210</b>
<b>464-68HS</b>	ADA Accessible Table, Horizontal Strap, 491 lbs.	<b>\$2,295</b>
<b>464-68RB</b>	ADA Accessible Table, Round Bar, 447 lbs.	<b>\$2,300</b>
<b>464-68I</b>	ADA Accessible Table, Ipe, 462 lbs.	<b>\$2,600</b>
<b>464-68D</b>	ADA Accessible Table, Douglas Fir, 394 lbs.	<b>\$2,225</b>
<b>464-68PL</b>	ADA Accessible Table, Recycled Plastic, 411 lbs.	<b>\$2,365</b>
<b>464-68TX</b>	ADA Accessible Table, Wood Grain Plastic, 411 lbs. 	<b>\$2,425</b>



Shown in Green

## BIKE RACK 466

<b>466-60</b>	Steel Bike Rack, 6 bikes, 156 lbs.	<b>\$1,010</b>
---------------	------------------------------------	----------------




Shown in Green with vertical strap




Shown in Green with vertical strap

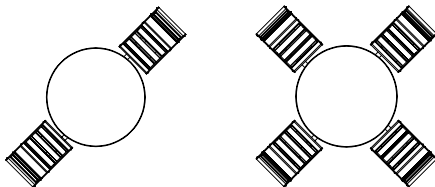
## TABLE 463

### TWO SEATS


<b>463-20VS</b>	42" dia. Table, 2 seats, Vertical Strap, 291 lbs.	<b>\$2,025</b>
<b>463-20HS</b>	42" dia. Table, 2 seats, Horizontal Strap, 315 lbs.	<b>\$2,220</b>
<b>463-20RB</b>	42" dia. Table, 2 seats, Round Bar, 307 lbs.	<b>\$2,250</b>
<b>463-20I</b>	42" dia. Table, 2 seats, Ipe, 311 lbs.	<b>\$2,430</b>
<b>463-20D</b>	42" dia. Table, 2 seats, Douglas Fir, 301 lbs.	<b>\$2,365</b>
<b>463-20PL</b>	42" dia. Table, 2 seats, Recycled Plastic, 302 lbs.	<b>\$2,400</b>
<b>463-20TX</b>	42" dia. Table, 2 seats, Wood Grain Plastic, 302 lbs. 	<b>\$2,400</b>

### FOUR SEATS






<b>463-40VS</b>	42" dia. Table, 4 seats, Vertical Strap, 406 lbs.	<b>\$2,920</b>
<b>463-40HS</b>	42" dia. Table, 4 seats, Horizontal Strap, 454 lbs.	<b>\$3,285</b>
<b>463-40RB</b>	42" dia. Table, 4 seats, Round Bar, 442 lbs.	<b>\$3,380</b>
<b>463-40I</b>	42" dia. Table, 4 seats, Ipe, 444 lbs.	<b>\$3,570</b>
<b>463-40D</b>	42" dia. Table, 4 seats, Douglas Fir, 425 lbs.	<b>\$3,435</b>
<b>463-40PL</b>	42" dia. Table, 4 seats, Recycled Plastic, 427 lbs.	<b>\$3,490</b>
<b>463-40TX</b>	42" dia. Table, 4 seats, Wood Grain Plastic, 427 lbs. 	<b>\$3,515</b>



## RECEPTACLE 465

<b>465-32VS</b>	32-gallon Steel Receptacle, Vertical Strap, 204 lbs.	<b>\$1,510</b>
<b>465-32RB</b>	32-gallon Steel Receptacle, Round Bar, 192 lbs.	<b>\$1,650</b>
<b>465-32I</b>	32-gallon Steel Receptacle, Ipe, 238 lbs.	<b>\$2,010</b>
<b>465-32D</b>	32-gallon Steel Receptacle, Douglas Fir, 201 lbs.	<b>\$1,770</b>
<b>465-32PL</b>	32-gallon Steel Receptacle, Recycled Plastic, 209 lbs.	<b>\$1,870</b>
<b>465-32TX</b>	32-gallon Steel Receptacle, Wood Grain Plastic, 209 lbs. 	<b>\$1,905</b>

### Additional Cover Options

				
RC	BT	BTA	DM	DMA
<b>+\$75</b>	<b>+\$120</b>	<b>+\$150</b>	<b>+\$135</b>	<b>+\$190</b>

### SEATING SURFACE OPTIONS



Vertical Strap



Horizontal Strap



Round Bar



Wood



Traditional and Wood Grain Recycled Plastic





# PARK BENCHES

Wood and recycled plastic park  
style benches





Shown w/Black finish/Walnut plastic



88-60I with Ipe

## BENCH 88

### RECYCLED PLASTIC SLATS

<b>88-40PL</b>	4' long, 2 supports, 170 lbs.	<b>\$540</b>
<b>88-50PL</b>	5' long, 2 supports, 192 lbs.	<b>\$660</b>
<b>88-60PL</b>	6' long, 3 supports, 257 lbs.	<b>\$770</b>
<b>88-80PL</b>	8' long, 3 supports, 299 lbs.	<b>\$880</b>

### DOUGLAS FIR SLATS

<b>88-60D</b>	6' long, 2 supports, 181 lbs.	<b>\$560</b>
<b>88-80D</b>	8' long, 2 supports, 213 lbs.	<b>\$625</b>

### IPE SLATS

<b>88-60I</b>	6' long, 2 supports, 252 lbs.	<b>\$1,055</b>
<b>88-80I</b>	8' long, 2 supports, 308 lbs.	<b>\$1,285</b>
Add to unit price per end/center armrest		<b>\$80</b>
Support Options: S-1, S-2, S-3, and S-4		



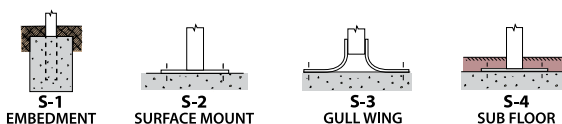
Shown w/Black finish/Walnut plastic

## BENCH 103

### RECYCLED PLASTIC SLATS

<b>103-40PL</b>	4' long, 2 supports, 116 lbs.	<b>\$410</b>
<b>103-50PL</b>	5' long, 2 supports, 129 lbs.	<b>\$485</b>
<b>103-60PL</b>	6' long, 3 supports, 175 lbs.	<b>\$590</b>
<b>103-80PL</b>	8' long, 3 supports, 200 lbs.	<b>\$660</b>
Add to unit price per end/center armrest		<b>\$135</b>

Support Options: S-1, S-2, S-3, and S-4



SUPPORT OPTIONS





Bench 11 w/Bronze finish/Grey plastic

## BENCH 11/56

### RECYCLED PLASTIC SLATS

<b>11-60PL</b>	6' long, 3 supports, 223 lbs.	<b>\$765</b>
<b>11-80PL</b>	8' long, 3 supports, 265 lbs.	<b>\$875</b>
<b>DOUGLAS FIR SLATS</b>		
<b>56-60D</b>	6' long, 2 supports, 174 lbs.	<b>\$550</b>
<b>56-80D</b>	8' long, 2 supports, 210 lbs.	<b>\$640</b>

### IPE SLATS

<b>56-60I</b>	6' long, 2 supports, 255 lbs.	<b>\$1,015</b>
<b>56-80I</b>	8' long, 2 supports, 318 lbs.	<b>\$1,230</b>
Add to unit price per end/center armrest		<b>\$100</b>
<b>Support Options:</b> S-1, S-2, and S-4		
• 4" x 4" nominal slats		
• 2.5" schedule 40 welded pipe supports		

## BENCH 105

### RECYCLED PLASTIC SLATS

<b>105-60PL</b>	6' long, 3 supports, 153 lbs.	<b>\$505</b>
<b>105-80PL</b>	8' long, 3 supports, 180 lbs.	<b>\$575</b>
<b>DOUGLAS FIR SLATS</b>		
<b>105-60D</b>	6' long, 2 supports, 118 lbs.	<b>\$360</b>
<b>105-80D</b>	8' long, 2 supports, 142 lbs.	<b>\$420</b>

### IPE SLATS

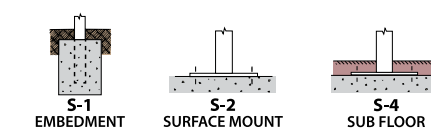
<b>105-60I</b>	6' long, 2 supports, 172 lbs.	<b>\$670</b>
<b>105-80I</b>	8' long, 2 supports, 215 lbs.	<b>\$815</b>
Add to unit price per end/center armrest		<b>\$125</b>

**Support Options:** S-1, S-2, and S-4

- 4" x 4" nominal slats
- 2.5" schedule 40 welded pipe supports



Shown w/Bronze finish/Grey plastic



SUPPORT OPTIONS





## BENCH 98

### DOUGLAS FIR SLATS

<b>98-62D</b>	6' long, 2 supports, 2" x 4" slats, 139 lbs.	<b>\$770</b>
<b>98-63D</b>	6' long, 2 supports, 3" x 4" slats, 175 lbs.	<b>\$855</b>
<b>98-82D</b>	8' long, 3 supports, 2" x 4" slats, 200 lbs.	<b>\$1,075</b>
<b>98-83D</b>	8' long, 3 supports, 3" x 4" slats, 248 lbs.	<b>\$1,180</b>

### IPE SLATS

<b>98-62I</b>	6' long, 2 supports, 2" x 4" slats, 180 lbs.	<b>\$990</b>
<b>98-63I</b>	6' long, 2 supports, 3" x 4" slats, 243 lbs.	<b>\$1,270</b>
<b>98-82I</b>	8' long, 3 supports, 2" x 4" slats, 254 lbs.	<b>\$1,375</b>
<b>98-83I</b>	8' long, 3 supports, 3" x 4" slats, 338 lbs.	<b>\$1,730</b>

### RECYCLED PLASTIC SLATS

<b>98-63PL</b>	6' long, 3 supports, 3" x 4" slats, 229 lbs.	<b>\$1,170</b>
<b>98-83PL</b>	8' long, 3 supports, 3" x 4" slats, 267 lbs.	<b>\$1,265</b>



## BENCH 35/131

### RECYCLED PLASTIC SLATS

<b>131-60PL</b>	6' long, 3 supports, 309 lbs.	<b>\$1,000</b>
<b>131-80PL</b>	8' long, 3 supports, 352 lbs.	<b>\$1,110</b>

### DOUGLAS FIR SLATS

<b>35-60D</b>	6' long, 2 supports, 234 lbs.	<b>\$840</b>
<b>35-80D</b>	8' long, 2 supports, 267 lbs.	<b>\$910</b>

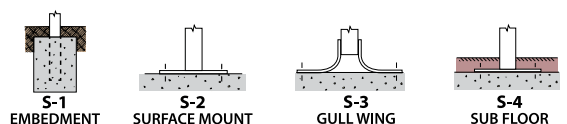
### IPE SLATS

<b>35-60I</b>	6' long, 2 supports, 308 lbs.	<b>\$1,440</b>
<b>35-80I</b>	8' long, 2 supports, 366 lbs.	<b>\$1,710</b>

Add to unit price for center armrest **\$135**

**Support Options:** S-1, S-2, S-3, and S-4

• 3" x 1/2" welded steel end frames



SUPPORT OPTIONS



## BENCH 34

### DOUGLAS FIR SLATS

**34-60D** 6' long, 2 supports, 138 lbs. **\$550**

**34-80D** 8' long, 2 supports, 158 lbs. **\$585**

### IPE SLATS

**34-60I** 6' long, 2 supports, 183 lbs. **\$800**

**34-80I** 8' long, 2 supports, 219 lbs. **\$920**

Add to unit price per end/center armrest **\$100**

**Support Options:** S-1, S-2, S-3, and S-4

• 2" x 3" nominal slats



Shown w/Black finish/Ipe

## BENCH 163

### RECYCLED PLASTIC SLATS

**163-60PL** 6' long, 2 supports, 158 lbs. **\$1,010**

**163-80PL** 8' long, 3 supports, 220 lbs. **\$1,045**

**Support Options:** S-1, S-2, S-3, and S-4

• Factory assembled



Shown w/Black finish/Cedar plastic

## BENCH 37

### DOUGLAS FIR SLATS

**37-60D** 6' long, 2 supports, 165 lbs. **\$795**

**37-80D** 8' long, 2 supports, 193 lbs. **\$890**

### IPE SLATS

**37-60I** 6' long, 2 supports, 230 lbs. **\$1,230**

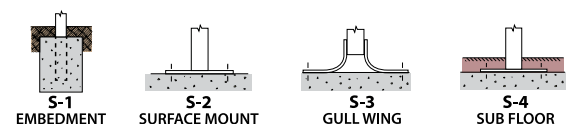
**37-80I** 8' long, 2 supports, 280 lbs. **\$1,455**

**Support Options:** S-1, S-2, S-3, and S-4

• Factory assembled



Shown w/Bronze finish/Douglas Fir



SUPPORT OPTIONS





Shown w/Black finish/Douglas Fir

## BENCH 51

### DOUGLAS FIR SLATS

**51-60D** 6' long, 2 supports,  
245 lbs. **\$1,070**

**51-80D** 8' long, 2 supports,  
293 lbs. **\$1,165**

### IPE SLATS

**51-60I** 6' long, 2 supports,  
357 lbs. **\$1,825**

**51-80I** 8' long, 2 supports,  
441 lbs. **\$2,105**

Add to unit price per end/  
center armrest **\$135**

**Support Options:** S-1, S-2, S-3, and S-4

- 2" x 4" and 4" x 4" nominal slats
- Factory assembled seat



Shown w/Black finish/Ipe

## BENCH 39

### DOUGLAS FIR SLATS

**39-60D** 6' long, 2 supports,  
170 lbs. **\$635**

**39-80D** 8' long, 2 supports,  
199 lbs. **\$690**

### IPE SLATS

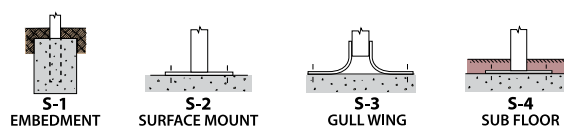
**39-60I** 6' long, 2 supports,  
234 lbs. **\$1,020**

**39-80I** 8' long, 2 supports,  
284 lbs. **\$1,195**

Add to unit price per end/  
center armrest **\$105**

**Support Options:** S-1, S-2, S-3, and S-4

- 2" x 3" and 3" x 4" nominal slats



SUPPORT OPTIONS





Shown w/Black finish/Cedar plastic

## BENCH 138

### DOUGLAS FIR SLATS

**138-60D** 6' long, 2 supports, 95 lbs.

**\$375**

**138-80D** 8' long, 2 supports, 114 lbs.

**\$400**

### IPE SLATS

**138-60I** 6' long, 2 supports, 129 lbs.

**\$575**

**138-80I** 8' long, 2 supports, 161 lbs.

**\$650**

### RECYCLED PLASTIC SLATS

**138-60PL** 6' long, 3 supports, 126 lbs.

**\$455**

**138-80PL** 8' long, 3 supports, 144 lbs.

**\$500**

Add to unit price per end/center armrest

**\$100**

**Support Options:** S-1, S-2, and S-4



Shown w/Bronze finish/Grey plastic

## BENCH 139

### DOUGLAS FIR SLATS

**139-60D** 6' long, 2 supports, 67 lbs.

**\$275**

**139-80D** 8' long, 2 supports, 79 lbs.

**\$300**

### IPE SLATS

**139-60I** 6' long, 2 supports, 90 lbs.

**\$400**

**139-80I** 8' long, 2 supports, 110 lbs.

**\$475**

### RECYCLED PLASTIC SLATS

**139-60PL** 6' long, 3 supports, 89 lbs.

**\$350**

**139-80PL** 8' long, 3 supports, 101 lbs.

**\$385**

Add to unit price per end/center armrest

**\$125**

**Support Options:** S-1, S-2, and S-4



SUPPORT OPTIONS





# LITTER & RECYCLING RECEPTACLES

## RECEPTACLE COVER OPTIONS

### Standard Cover



STANDARD LID

### Add-On Cover Options



RC- RECYCLED LID\*



BT-BONNET TOP



BTA-BONNET TOP  
W/ASH URN



DM-DOME TOP



DMA-DOME TOP  
W/ASH URN

## SPLIT STREAM RECYCLING

### 40-RC Split Liners and Recycle Lid

The "40-RC" denotation on the end of certain product numbers indicates the receptacle has two 20 gal. semicircle liners and a split material lid (as shown right).

- The following receptacles can be purchased new with this option: 41/43, 84, 89, 102, 107, 148, 157, 158, 170, 200/300, and 432.
- A split stream recycling retrofit kit can also be purchased for most existing DuMor units, see page 73.
- Recycling specific receptacles found on pages 69-70.

*\*Vinyl lettering shown on recycling covers above is not available on any textured powder coat finishes.*







Shown in Textured Charcoal



Shown in Black and Argento with shield


## RECEPTACLE 84

**84-22** 22-gal. All-Steel Receptacle, 139 lbs. **\$750**

**84-32** 32-gal. All-Steel Receptacle, 186 lbs. **\$855**

**84-40-RC** 40-gal. Split Stream Recycle Receptacle, 195 lbs. **\$965**

### Additional Cover Options



**+\$75** **+\$120** **+\$150** **+\$135** **+\$190**

• Lift off lid emptying



84-22 and 84-32

## RECEPTACLE 158

**158-22** 22-gallon All-Steel Receptacle, 186 lbs. **\$1,040**

**158-22SH** 22-gallon All-Steel Receptacle w/optional steel shield, 206 lbs. **\$1,175**

**158-32** 32-gallon All-Steel Receptacle, 238 lbs. **\$1,170**

**158-32SH** 32-gallon All-Steel Receptacle w/optional steel shield, 266 lbs. **\$1,315**

**158-40-RC** 40-gallon Split Stream Recycle Receptacle, 249 lbs. **\$1,275**

**158-40SHRC** 40-gallon Split Stream Recycle Receptacle w/optional steel shield, 277 lbs. **\$1,425**

### Additional Cover Options



**+\$75** **+\$120** **+\$150** **+\$135** **+\$190**

• Lift off lid emptying

\*Shown w/optional 18-gauge liner-concealing shield





Shown in Black

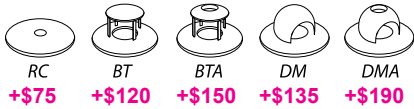


Shown in Bronze

# RECEPTACLE 157

<b>157-22</b>	22-gal. All-Steel Receptacle, 204 lbs.	<b>\$1,245</b>
<b>157-22SH</b>	22-gal. All-Steel Receptacle w/steel shield, 223 lbs.	<b>\$1,370</b>
<b>157-32</b>	32-gal. All-Steel Receptacle, 249 lbs.	<b>\$1,395</b>
<b>157-32SH</b>	32-gal. All-Steel Receptacle w/steel shield, 277 lbs.	<b>\$1,550</b>
 <b>157-40-RC</b>	40-gal., Split Stream Recycle Receptacle, 259 lbs.	<b>\$1,505</b>
 <b>157-40SHRC</b>	40-gal. Split Stream Recycle Receptacle w/steel shield, 287 lbs.	<b>\$1,650</b>

Additional Cover Options



- Side door emptying
- Optional liner-concealing shield



**25BT-Large Bonnet**  
**ADDITIONAL \$60**

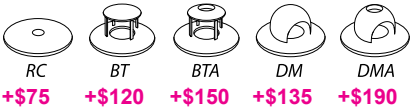


Door liner removal

# RECEPTACLE 438

<b>438-32</b>	32-gallon All-Steel Receptacle, 240 lbs.	<b>\$1,295</b>
<b>438-32SH</b>	32-gallon All-Steel Receptacle w/steel shield, 270 lbs.	<b>\$1,475</b>

Additional Cover Options



- Small footprint
- Side door emptying
- Optional liner-concealing shield



Door liner removal



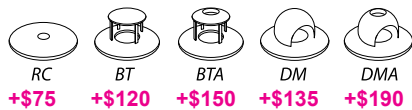
# RECEPTACLE 107

**107-22** 22-gallon All-Steel Receptacle, 179 lbs. **\$915**

**107-32** 32-gallon All-Steel Receptacle, 257 lbs. **\$1,050**

**107-40-RC** 40-gallon Split Stream Recycle Receptacle, 268 lbs. **\$1,150**

## Additional Cover Options



• Lift off lid emptying

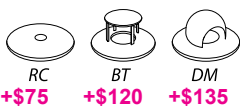


Shown in Black

# RECEPTACLE 87

**87-22** 22-gallon All-Steel Receptacle, 149 lbs. **\$830**

## Additional Cover Options



• Hinged cover emptying



Shown in Black








Hinged cover

# RECEPTACLE 432

432-22	22-gallon All-Steel Receptacle, 103 lbs.	\$790
432-32	32-gallon All-Steel Receptacle, 142 lbs.	\$840
432-40-RC	40-gallon Split Stream Recycle Receptacle, 150 lbs.	\$950
432-55	55-gallon All-Steel Receptacle, 148 lbs.	\$940

Additional Cover Options

				
RC	BT	BTA	DM	DMA
+\$75	+\$120	+\$150	+\$135	+\$190

• Lift off lid emptying



Shown in Sudan, Heritage Brown and Carlsbad

# RECEPTACLE 182

182-32	32-gallon Aluminum and Steel Receptacle, 84 lbs.	\$1,800
--------	--	---------

- Lift off lid emptying
- Aluminum and steel body



Shown In Argento





## RECEPTACLE 286

**286-32** 32-gallon All-Steel Receptacle, 224 lbs.

**\$1,260**

**286-32SH** 32-gallon All-Steel Receptacle

w/steel shield, 252 lbs.

**\$1,420**

- Side door emptying
- Optional liner-concealing shield (shown)
- Recycle color coding and labeling available

### COVER OPTIONS

FTO	RC1	RC2
10" diameter	4" dia.	4" x 12"
	Labeling on Band: BOTTLES & CANS	Labeling on Band: MIXED RECYCLING

\*Labeling not available on any textured powder coat finishes.

\*Labeling located on band beneath cover



## RECEPTACLE 287

**287-32** 32-gallon All-Steel Receptacle, 240 lbs.

**\$1,450**

**287-32SH** 32-gallon All-Steel Receptacle

w/steel shield, 268 lbs.

**\$1,595**

- Side door emptying
- Optional liner-concealing shield (shown)
- Recycle color coding and labeling available

### COVER OPTIONS

SO	RC1	RC2
5" x 16"	4" dia.	4" x 12"
	Labeling on Band: BOTTLES & CANS	Labeling on Band: MIXED RECYCLING

\*Labeling not available on any textured powder coat finishes.

\*Labeling located on band beneath cover

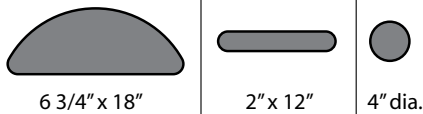


## RECEPTACLE 436

**436-40** Two 20-gal. liners, 239 lbs. **\$1,415**

**436-40SH** Two 20-gal. liners, w/shields, 267 lbs. **\$1,575**

### HOLE SHAPE OPTIONS



- Recycling basket offering various color, and hole shape combinations
- Side door emptying
- \*Labeling not available on any textured powder coat finishes.



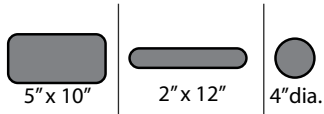
**436-40SH** in Charcoal w/Recycle Color Cover with shield

## RECEPTACLE 437

**437-40** Two 20-gal. liners, 273 lbs. **\$1,670**

**437-40SH** Two 20-gal. liners w/shields, 301 lbs. **\$1,825**

### HOLE SHAPE OPTIONS



- Recycling basket offering various color, and hole shape combinations
- Side door emptying
- \*Labeling not available on any textured powder coat finishes.



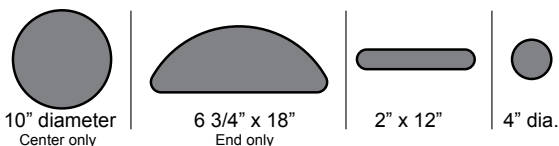
**437-40SH** in Charcoal w/Recycle Color Cover with shield



## RECEPTACLE 434

- 434-64** Two Openings, Two 32-gal. liners, 455 lbs. **\$2,720**
- 434-64SH** Two Openings, Two 32-gal. liners w/shields, 498 lbs. **\$3,010**
- 434-72** Three Openings, One 32-gal. & Two 20-gal. liners, 460 lbs. **\$2,760**
- 434-72SH** Three Openings, One 32-gal. & Two 20-gal. liners w/shields, 503 lbs. **\$3,060**
- 434-80** Four Openings, Four 20-gal. liners, 464 lbs. **\$2,930**
- 434-80SH** Four Openings, Four 20-gal. liners, w/shields, 507 lbs. **\$3,230**

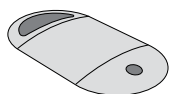
### HOLE SHAPE OPTIONS



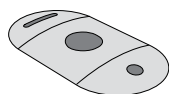
- Various color, liner and hole shape combinations with 2 liner access doors
- \*Labeling not available on any textured powder coat finishes.

**434-72SH** in Charcoal w/Recycle Color Cover with shield

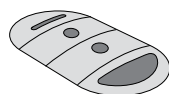
### Lid Combinations for Recycling 2,3 or 4 Materials



**434-64**  
2 Materials



**434-72**  
3 Materials

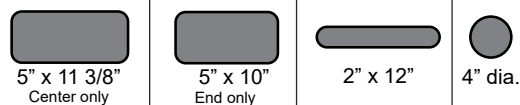


**434-80**  
4 Materials

## RECEPTACLE 435

- 435-64** Two Openings, Two 32-gal. liners, 520 lbs. **\$3,130**
- 435-64SH** Two Openings, Two 32-gal. liners w/shields, 563 lbs. **\$3,430**
- 435-72** Three Openings, One 32-gal. & Two 20-gal. liners, 525 lbs. **\$3,180**
- 435-72SH** Three Openings, One 32-gal. & Two 20-gal. liners, w/shields, 568 lbs. **\$3,480**
- 435-80** Four Openings, Four 20-gal. liners, 529 lbs. **\$3,500**
- 435-80SH** Four Openings, Four 20-gal. liners, w/shields, 573 lbs. **\$3,790**

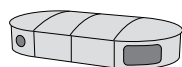
### HOLE SHAPE OPTIONS



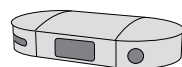
- Various color, liner and hole shape combinations with 2 liner access doors
- \*Labeling not available on any textured powder coat finishes.

**435-72SH** in Charcoal w/Recycle Color Cover with shield

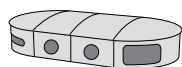
### Lid Combinations for Recycling 2,3 or 4 Materials



**435-64**  
2 Materials



**435-72**  
3 Materials



**435-80**  
4 Materials



Contact a DuMor representative to find out more about choosing your own custom hole shape, capacity, and colors

## RECEPTACLE 70

<b>70-22D</b>	22-gallon, Douglas Fir, 109 lbs.	<b>\$865</b>
<b>70-22I</b>	22-gallon, Ipe, 154 lbs.	<b>\$1,190</b>
<b>70-22PL</b>	22-gallon, Recycled Plastic, 119 lbs.	<b>\$1,005</b>
• Lift off lid emptying		
• Polyethylene cover		



Shown w/Black finish/Douglas Fir

## RECEPTACLE 41/43

### DOUGLAS FIR SLATS

<b>41-22D</b>	22-gallon Receptacle, 80 lbs.	<b>\$560</b>
<b>41-32D</b>	32-gallon Receptacle, 105 lbs.	<b>\$650</b>
<b>41-40D-RC</b>	40-gallon Receptacle, Split Stream Recycle, 122 lbs.	<b>\$825</b>
<b>43-22D</b>	22-gallon free-standing Receptacle, 85 lbs.	<b>\$635</b>
<b>43-32D</b>	32-gallon free-standing Receptacle, 110 lbs.	<b>\$725</b>
<b>43-40D-RC</b>	40-gallon Split Stream Recycle, Free-Standing Recep. 126 lbs.	<b>\$875</b>

### IPE SLATS

<b>41-22I</b>	22-gallon Receptacle, 108 lbs.	<b>\$715</b>
<b>41-32I</b>	32-gallon Receptacle, 143 lbs.	<b>\$895</b>
<b>41-40I-RC</b>	40-gallon Receptacle, Split Stream Recycle, 161 lbs.	<b>\$1,065</b>
<b>43-22I</b>	22-gallon free-standing Receptacle, 113 lbs.	<b>\$790</b>
<b>43-32I</b>	32-gallon free-standing Receptacle, 149 lbs.	<b>\$965</b>
<b>43-40I-RC</b>	40-gallon Split Stream Recycle, Free-Standing Recep. 164 lbs.	<b>\$1,125</b>

### RECYCLED PLASTIC SLATS

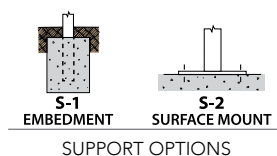
<b>41-22PL</b>	22-gallon Receptacle, 86 lbs.	<b>\$625</b>
<b>41-32PL</b>	32-gallon Receptacle, 112 lbs.	<b>\$750</b>
<b>41-40PL-RC</b>	40-gallon Split Stream Recycle Receptacle, 129 lbs.	<b>\$925</b>
<b>43-22PL</b>	22-gallon Free-Standing Receptacle, 91 lbs.	<b>\$700</b>
<b>43-32PL</b>	32-gallon Free-Standing Receptacle, 117 lbs.	<b>\$825</b>
<b>43-40PL-RC</b>	40-gallon, Split Stream Recycle, Free-Standing Recep., 133 lbs.	<b>\$980</b>
<b>46-00</b>	Replacement Black Poly Cover, 4 lbs.	<b>\$60</b>

### Support Options: S-1 and S-2


- Lift off lid emptying
- Polyethylene cover



Shown w/Black finish/Douglas Fir



SUPPORT OPTIONS



With freestanding base





## RECEPTACLE 44

**44-22PL** 22-gal. Recycled Plastic Receptacle, 136 lbs.

**\$1,115**

- Lift off lid emptying
- Polyethylene cover
- Ash urn top

## PERSONALIZED RECEPTACLE 200/300

The "200" and "300" series receptacles allow custom laser cut designs to be emblazoned onto the side of the receptacle. These receptacles are an excellent way to showcase the name of a city or town, corporate logo, school name/logo, or your own unique design. Receiving a custom design is easy, simply provide a drawing of your idea and we will be happy to create a one-of-a-kind receptacle drawing for your approval. Note, all custom designs are subject to our approval. The 200 series receptacle is top emptying and the 300 series receptacle is a side door emptying receptacle.



EXAMPLES



HIGH SCHOOL NAME & LOGO



CITY PARK & LOGO



CITY NAME & LOGO

**200 Series** 32-gallon Personalized Receptacle with steel shield

**\$1,375**

**300 Series** 32-gallon Personalized Receptacle with steel shield

**\$1,700**

Additional Cover Options



Note: Available with 40 RC split liners and recycle lid. Contact your local DuMor representative for pricing



## Receptacles found in the Signatures Section



## REPLACEMENT AND RETROFIT INFORMATION

## OPTIONAL REPLACEMENT COVERS



FTO- STANDARD LID

Replacement  
22 gal -\$100  
32 gal-\$100

RC- RECYCLED LID\*

Replacement  
22 gal -\$140  
32 gal-\$140

BT-BONNET TOP

Replacement  
22 gal-\$200  
32 gal-\$200

BTA-BONNET TOP W/  
ASH URN

Replacement  
22 gal-\$250  
32 gal-\$250

DM-DOME TOP

Replacement  
22 gal-\$235  
32 gal-\$235

DMA-DOME TOP W/  
ASH URN

Replacement  
22 gal-\$290  
32 gal-\$290

For receptacle Models 84, 89, 107, 124, 152, 157, 158, 200, 300, 432, 438, and 465 the pricing shown above applies.

Please contact your local rep for replacement pricing for 17, 87, 102, 148, 170, 187, 196, 429, and 502.

*\*Vinyl lettering not available on any textured powder coat finishes.*

## RETROFIT SPLIT STREAM RECYCLING

## 40-RC SPLIT LINERS AND RECYCLE LID

The 40-RC Split Liners and Recycle Lid can convert most standard 32-gallon receptacles including 41/43, 84, 89, 102, 107, 148, 157, 158, 170, 200/300 and 432 into recycling receptacles. To retrofit an existing receptacle the cost for both liners and cover is **\$340**.

*\*Vinyl lettering not available on any textured powder coat finishes.*



## ACCESSORIES/REPLACEMENT PARTS

46-00	Molded polyethylene cover w/vinyl-coated cable and 10"-diameter opening; Black, 4 lbs.	<b>\$60</b>
46-20	Molded polyethylene cover w/vinyl-coated cable and 10"-diameter ash urn; Black, 4 lbs.	<b>\$60</b>
47-20	Steel domed cover w/self-closing door for 22-gallon receptacle; 7 lbs.	<b>\$200</b>
47-30	Steel domed cover w/self-closing door for 32-gallon receptacle; 12 lbs.	<b>\$240</b>
49-20H	20-gallon split plastic replacement liner, 7 lbs.	<b>\$40</b>
49-22	22-gallon plastic replacement liner, 5 lbs.	<b>\$35</b>
49-32	32-gallon plastic replacement liner, 7 lbs.	<b>\$35</b>
49-32SQ	32-gallon square plastic replacement liner, 8 lbs.	<b>\$70</b>
49-32T	32-gallon tall plastic replacement liner, 7 lbs.	<b>\$60</b>
49-55	55-gallon plastic replacement liner, 11 lbs.	<b>\$120</b>
49-TUB	Plastic planter tub, 7 lbs.	<b>\$120</b>





# CHAIRS AND TABLES





483-20INA and 484-30 shown in White



483-20HSNA shown in Deep Red



483-20HS shown in Charcoal

## CHAIR 483

**483-20INA** Chair, Ipe seat, 31 lbs. **\$520**

**483-20I** Chair, Ipe seat, w/armrests, 34 lbs. **\$580**

**483-20HSNA** Chair, Steel seat, 33 lbs. **\$440**

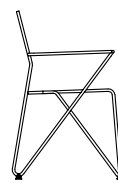
**483-20HS** Chair, Steel seat, w/armrests, 36 lbs. **\$505**

• All-welded construction steel chair

• Stacking



483-20NA



483-20

## TABLE 484

**484-30** 30" Table, Steel, 57 lbs. **\$595**

**484-36** 36" Table, Steel, 73 lbs **\$655**

**484-30PL** 30" Table, Recycled Plastic, 61 lbs **\$645**

**484-36PL** 36" Table, Recycled Plastic, 67 lbs **\$655**

• Optional contrasting colors



with recycled plastic table top







481-20I shown in Argento





481-20HS shown in Argento and White and 482-42 shown in Argento

## CHAIR 481

### WITH ARMRESTS

<b>481-20HS</b>	Chair, Steel seat, w/ arms, 61 lbs.	<b>\$580</b>
<b>481-40HS</b>	4' Bench, Steel seat, w/ arms, 91 lbs.	<b>\$790</b>
<b>481-20I</b>	Chair, Ipe wood seat, w/ arms, 64 lbs.	<b>\$610</b>
<b>481-40I</b>	4' Bench, Ipe wood seat, w/ arms, 89 lbs.	<b>\$830</b>
<b>481-20TX</b>	Chair, Wood Grain Plastic, w/ arms, 54 lbs. 	<b>\$625</b>
<b>481-40TX</b>	4' Bench, Wood Grain Plastic, w/ arms, 71 lbs. 	<b>\$825</b>

### WITHOUT ARMRESTS

<b>481-20HSNA</b>	Chair, Steel seat, w/o arms, 54 lbs.	<b>\$580</b>
<b>481-40HSNA</b>	4' Bench, Steel seat, w/o arms, 84 lbs.	<b>\$790</b>
<b>481-20INA</b>	Chair, Ipe wood seat, w/o arms, 57 lbs.	<b>\$610</b>
<b>481-40INA</b>	4' Bench, Ipe wood seat, w/o arms, 82 lbs.	<b>\$830</b>
<b>481-20TXNA</b>	Chair, Wood Grain Plastic, w/o arms, 47 lbs. 	<b>\$625</b>
<b>481-40TXNA</b>	4' Bench, Wood Grain Plastic, w/o arms, 64 lbs. 	<b>\$825</b>



481-20HSNA



481-20INA



481-40HS



481-40I



482-42 shown in Argento

## TABLE 482

<b>482-36</b>	36" Table, Steel, 101 lbs.	<b>\$820</b>
<b>482-42</b>	42" Table, Steel, 114 lbs.	<b>\$840</b>





## TABLE 126

<b>126-20</b>	Table, 2 chairs, 260 lbs.	<b>\$1,990</b>
<b>126-30</b>	Table, 3 chairs, 312 lbs.	<b>\$2,525</b>
<b>126-40</b>	Table, 4 chairs, 363 lbs.	<b>\$3,075</b>
• Perforated steel seating		
• 42" table top		



## CHAIR 480

<b>480-20VS</b>	Chair, Steel seat, 59 lbs.	<b>\$610</b>
<b>480-40VS</b>	4' Bench, Steel seat, 94 lbs.	<b>\$865</b>
<b>480-20I</b>	Chair, Ipe wood seat, 69 lbs.	<b>\$775</b>
<b>480-40I</b>	4' Bench, Ipe wood seat, 113 lbs.	<b>\$1,060</b>
<b>480-20TX</b>	Chair, Wood grain plastic seat, 64 lbs. 	<b>\$760</b>
<b>480-40TX</b>	4' Bench, Wood grain plastic seat, 101 lbs. 	<b>\$1,020</b>



Matching Table



## CHAIRS AND TABLES



296HS shown in Textured Charcoal



## TABLE 296

### IPE SEATS

<b>296-36-20I</b>	36" Table, 2 Seats, 1" x 3" Ipe, 200 lbs.	<b>\$1,535</b>
<b>296-36-40I</b>	36" Table, 4 Seats, 1" x 3" Ipe, 300 lbs.	<b>\$2,425</b>
<b>296-42-20I</b>	ADA Accessible 42" Table, 2 Seats, 213 lbs.	<b>\$1,590</b>
<b>296-42-30I</b>	ADA Accessible 42" Table, 3 Seats, 263 lbs.	<b>\$2,035</b>
<b>296-42-40I</b>	42" Table, 4 Seats, 1" x 3" Ipe, 313 lbs.	<b>\$2,480</b>

### WOOD GRAIN RECYCLED PLASTIC SEATS

<b>296-36-20TX</b>	36" Table, 2 Seats, 1" x 3" WG Plastic, 190 lbs.	<b>\$1,485</b>
<b>296-36-40TX</b>	36" Table, 4 Seats, 1" x 3" WG Plastic, 281 lbs.	<b>\$2,305</b>
<b>296-42-20TX</b>	ADA Accessible 42" Table, 2 Seats, 203 lbs.	<b>\$1,565</b>

**296-42-30TX** ADA Accessible 42" Table, 3 Seats, 249 lbs. **\$2,005**

**296-42-40TX** 42" Table, 4 Seats, 1" x 3" WG Plastic, 294 lbs. **\$2,445**

### STEEL SEATS

<b>296-36-20HS</b>	36" Table, 2 Seats, Steel, 200 lbs.	<b>\$1,425</b>
<b>296-36-40HS</b>	36" Table, 4 Seats, Steel, 301 lbs.	<b>\$2,165</b>
<b>296-42-20HS</b>	ADA Accessible 42" Table, 2 Seats, 213 lbs.	<b>\$1,455</b>
<b>296-42-30HS</b>	ADA Accessible 42" Table, 3 Seats, 264 lbs.	<b>\$1,805</b>
<b>296-42-40HS</b>	42" Table, 4 Seats, 314 lbs.	<b>\$2,190</b>

Support Options: S-1, S-2, and S-4

## TABLE 297

### IPE SEATS

<b>297-36-20I</b>	36" Table, 2 Seats, 1" x 3" Ipe, 170 lbs.	<b>\$1,185</b>
<b>297-36-40I</b>	36" Table, 4 Seats, 1" x 3" Ipe, 240 lbs.	<b>\$1,755</b>
<b>297-42-20I</b>	ADA Accessible 42" Table, 2 Seats, 182 lbs.	<b>\$1,255</b>
<b>297-42-30I</b>	ADA Accessible 42" Table, 3 Seats, 218 lbs.	<b>\$1,540</b>
<b>297-42-40I</b>	42" Table, 4 Seats, 1" x 3" Ipe, 253 lbs.	<b>\$1,825</b>

### WOOD GRAIN RECYCLED PLASTIC SEATS

<b>297-36-20TX</b>	36" Table, 2 Seats, 1" x 3" WG Plastic, 165 lbs.	<b>\$1,170</b>
<b>297-36-40TX</b>	36" Table, 4 Seats, 1" x 3" WG Plastic, 230 lbs.	<b>\$1,730</b>
<b>297-42-20TX</b>	ADA Accessible 42" Table, 2 Seats, 178 lbs.	<b>\$1,225</b>
<b>297-42-30TX</b>	ADA Accessible 42" Table, 3 Seats, 211 lbs.	<b>\$1,505</b>
<b>297-42-40TX</b>	42" Table, 4 Seats, 1" x 3" WG Plastic, 243 lbs.	<b>\$1,785</b>

### STEEL SEATS

<b>297-36-20HS</b>	36" Table, 2 Seats, Steel, 172 lbs.	<b>\$1,130</b>
<b>297-36-40HS</b>	36" Table, 4 Seats, Steel, 244 lbs.	<b>\$1,620</b>
<b>297-42-20HS</b>	ADA Accessible 42" Table, 2 Seats, 184 lbs.	<b>\$1,190</b>
<b>297-42-30HS</b>	ADA Accessible 42" Table, 3 Seats, 221 lbs.	<b>\$1,435</b>
<b>297-42-40HS</b>	42" Table, 4 Seats, Steel, 257 lbs.	<b>\$1,680</b>

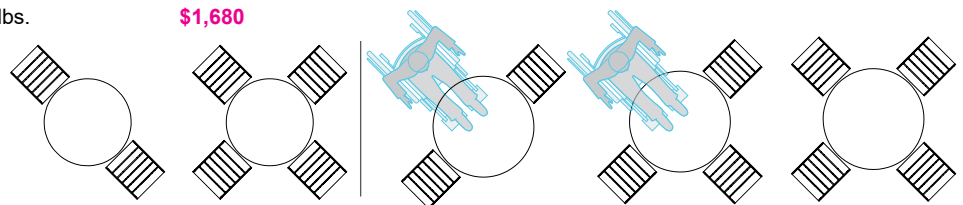
Support Options: S-1, S-2, and S-4



297I shown in Textured Charcoal/Ipe



SUPPORT OPTIONS







299-60HS shown in Black

## TABLE 299

### IPE SEATS

- |                  |  |                |
|------------------|--|----------------|
| <b>299-60I</b>   | 6' long, Picnic Table, Ipe, 568 lbs.       | <b>\$3,565</b> |
| <b>299-60-1I</b> | ADA Accessible Picnic Table, Ipe, 556 lbs. | <b>\$3,825</b> |
| <b>299-66I</b>   | 6' Picnic Table, 6 seats, Ipe, 687 lbs.    | <b>\$5,435</b> |

### RECYCLED PLASTIC SEATS

- |                   |   |                |
|-------------------|---|----------------|
| <b>299-60PL</b>   | 6' long, Picnic Table, Recycled Plastic, 515 lbs.       | <b>\$3,300</b> |
| <b>299-60-1PL</b> | ADA Accessible Picnic Table, Recycled Plastic, 509 lbs. | <b>\$3,565</b> |
| <b>299-66PL</b>   | 6' Picnic Table, 6 seats, Recycled Plastic, 642 lbs.    | <b>\$5,165</b> |

### WOOD GRAIN RECYCLED PLASTIC SEATS

- |                   |   |                |
|-------------------|---|----------------|
| <b>299-60TX</b>   | 6' long, Picnic Table, Wood Grain Plastic, 515 lbs.       | <b>\$3,375</b> |
| <b>299-60-1TX</b> | ADA Accessible Picnic Table, Wood Grain Plastic, 509 lbs. | <b>\$3,595</b> |
| <b>299-66TX</b>   | 6' Picnic Table, 6 seats, Wood Grain Plastic, 642 lbs.    | <b>\$5,195</b> |

### STEEL SEATS

- |                   |   |                |
|-------------------|---|----------------|
| <b>299-60HS</b>   | 6' long, Picnic Table, Steel, 540 lbs.      | <b>\$3,305</b> |
| <b>299-60-1HS</b> | ADA Accessible Picnic Table, Steel 531 lbs. | <b>\$3,555</b> |
| <b>299-66HS</b>   | 6' Picnic Table, 6 seats, 661 lbs.          | <b>\$4,915</b> |


Support Options: S-1, S-2, and S-5



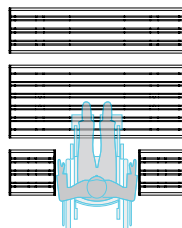
With Recycled Plastic



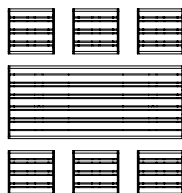
With Ipe Wood



299-60



299-60-1



299-66

S-1  
EMBEDMENTS-2  
SURFACE MOUNTS-5  
FREE STANDING

SUPPORT OPTIONS



298-60HS shown in Black

# TABLE 298

## IPE SEATS

**298-60I** 6' long, Picnic Table, Ipe, 500 lbs. **\$2,595**

**298-60-2I** ADA Accessible Picnic Table, Ipe, 500 lbs. **\$2,595**

## RECYCLED PLASTIC SEATS

**298-60PL** 6' long, Picnic Table, Recycled Plastic, 447 lbs. **\$2,345**

**298-60-2PL** ADA Accessible Picnic Table,  
Recycled Plastic, 447 lbs. **\$2,345**

## WOOD GRAIN RECYCLED PLASTIC SEATS

**298-60TX** 6' long, Picnic Table, Wood Grain Plastic, 447 lbs. **\$2,395**

**298-60-2TX** ADA Accessible Picnic Table, Wood Grain  
Plastic, 447 lbs. **\$2,395**

## STEEL SEATS

**298-60HS** 6' long, Picnic Table, Steel, 472 lbs. **\$2,315**

**298-60-2HS** ADA Accessible Picnic Table, Steel, 472 lbs. **\$2,315**

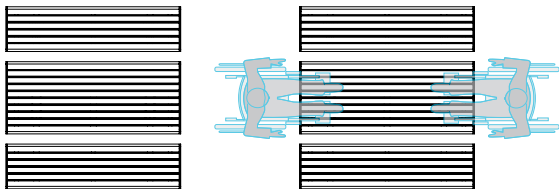
Support Options: S-1, S-2, and S-4



With Recycled Plastic



With Ipe wood



SUPPORT OPTIONS





Five seat 294I shown in Textured Charcoal/Ipe



ADA Accessible 294-30HS



Four seat 294HS shown in Textured Charcoal



Six seat 294HS shown in Textured Charcoal

## TABLE 294

### IPE SEATS

<b>294-30I</b>	ADA Accessible 42" Table, 3 Seats, 286 lbs.	<b>\$2,200</b>
<b>294-40I</b>	42" Table, 4 Seats, 1" x 3" Ipe, 328 lbs.	<b>\$2,455</b>
<b>294-50I</b>	42" Table, 5 Seats, 1" x 3" Ipe, 394 lbs.	<b>\$3,000</b>
<b>294-60I</b>	42" Table, 6 Seats, 1" x 3" Ipe, 459 lbs.	<b>\$3,545</b>

### WOOD GRAIN RECYCLED PLASTIC SEATS

<b>294-30TX</b>	ADA Accessible 42" Table, 3 Seats, 272 lbs.	<b>\$2,150</b>
<b>294-40TX</b>	42" Table, 4 Seats, 1" x 3" WG Plastic, 308 lbs.	<b>\$2,395</b>

<b>294-50TX</b>	42" Table, 5 Seats, 1" x 3" WG Plastic, 370 lbs.	<b>\$2,910</b>
<b>294-60TX</b>	42" Table, 6 Seats, 1" x 3" WG Plastic, 430 lbs.	<b>\$3,425</b>

### STEEL SEATS

<b>294-30HS</b>	ADA Accessible 42" Table, 3 Seats, 287 lbs.	<b>\$2,035</b>
<b>294-40HS</b>	42" Table, 4 Seats, Steel, 328 lbs.	<b>\$2,180</b>
<b>294-50HS</b>	42" Table, 5 Seats, Steel, 396 lbs.	<b>\$2,625</b>
<b>294-60HS</b>	42" Table, 6 Seats, Steel, 460 lbs.	<b>\$3,070</b>



Five seat 295I shown in Textured Charcoal/Ipe

## TABLE 295

### IPE SEATS

<b>295-30I</b>	ADA Accessible 42" Table, 3 Seats, 241 lbs.	<b>\$1,725</b>
<b>295-40I</b>	42" Table, 4 Seats, 1" x 3" Ipe, 268 lbs.	<b>\$1,865</b>
<b>295-50I</b>	42" Table, 5 Seats, 1" x 3" Ipe, 318 lbs.	<b>\$2,210</b>
<b>295-60I</b>	42" Table, 6 Seats, 1" x 3" Ipe, 368 lbs.	<b>\$2,555</b>

### WOOD GRAIN RECYCLED PLASTIC SEATS


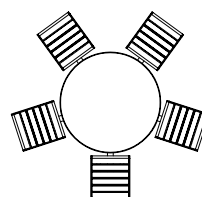

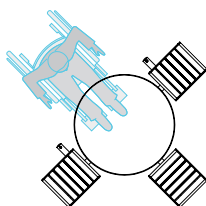
<b>295-30TX</b>	ADA Accessible 42" Table, 3 Seats, 234 lbs.	<b>\$1,700</b>
<b>295-40TX</b>	42" Table, 4 Seats, 1" x 3" WG Plastic, 259 lbs.	<b>\$1,830</b>
<b>295-50TX</b>	42" Table, 5 Seats, 1" x 3" WG Plastic, 306 lbs.	<b>\$2,165</b>
<b>295-60TX</b>	42" Table, 6 Seats, 1" x 3" WG Plastic, 354 lbs.	<b>\$2,500</b>

### STEEL SEATS

<b>295-30HS</b>	ADA Accessible 42" Table, 3 Seats, 244 lbs.	<b>\$1,590</b>
<b>295-40HS</b>	42" Table, 4 Seats, Steel, 272 lbs.	<b>\$1,695</b>
<b>295-50HS</b>	42" Table, 5 Seats, Steel, 323 lbs.	<b>\$2,030</b>
<b>295-60HS</b>	42" Table, 6 Seats, Steel, 374 lbs.	<b>\$2,365</b>



295 Steel Seat

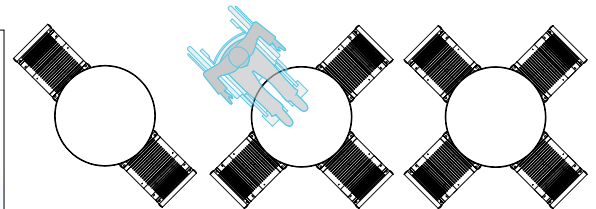






## TABLE 101

<b>101-20</b>	Table, 2 seats, 242 lbs.	<b>\$1,400</b>
<b>101-30</b>	ADA Accessible Table, 3 seats, 297 lbs.	<b>\$1,765</b>
<b>101-40</b>	Table, 4 seats, 344 lbs.	<b>\$1,930</b>



## TABLE 78

### DOUGLAS FIR SLATS

<b>78-32D</b>	2 seats, 3" x 4" slats, 233 lbs.	<b>\$1,035</b>
<b>78-33ADAD</b>	ADA Accessible, 3 seats, 318 lbs.	<b>\$1,430</b>
<b>78-34D</b>	4 seats, 3" x 4" slats, 368 lbs.	<b>\$1,480</b>

### IPE SLATS

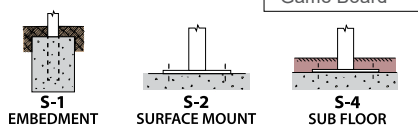
<b>78-32I</b>	2 seats, 3" x 4" slats, 289 lbs.	<b>\$1,450</b>
<b>78-33ADAI</b>	ADA Accessible, 3 seats, 397 lbs.	<b>\$2,025</b>
<b>78-34I</b>	4 seats, 3" x 4" slats, 456 lbs.	<b>\$2,130</b>

### RECYCLED PLASTIC SLATS

<b>78-32PL</b>	2 seats, 3" x 4" slats, 245 lbs.	<b>\$1,130</b>
<b>78-33ADAPL</b>	ADA Accessible, 3 seats, 335 lbs.	<b>\$1,560</b>
<b>78-34PL</b>	4 seats, 3" x 4" slats, 387 lbs.	<b>\$1,625</b>

**Support Options:** S-1, S-2\*, and S-4\*

\* For options S-2 and S-4 add **\$170** for two seats, **\$210** for three seats, and **\$250** for four seats.



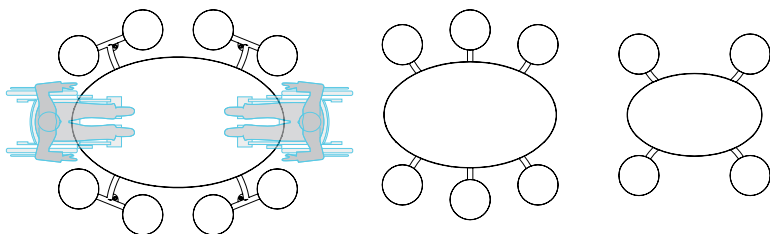
SUPPORT OPTIONS







Shown w/Black finish/Grey plastic



## TABLE 198

**198-40PL** Table, 4 Seats,  
183 lbs. **\$2,050**

**198-60PL** Table, 6 Seats,  
272 lbs. **\$2,450**

**198-80PL** ADA Table, 8 Seats,  
355 lbs. **\$2,800**

• Both ends of the 198-80PL meet ADA wheel chair accessible standards



Shown in Black

## TABLE 448

**448-32** Table, 35-1/2" Sq,  
2 Seats, 287 lbs. **\$1,745**

**448-33** Table, 35-1/2" Sq,  
3 Seats, 337 lbs. **\$2,145**

**448-34** Table, 35-1/2" Sq,  
4 Seats, 387 lbs. **\$2,545**

**448-42** ADA, Table, 47-1/2"  
Sq, 2 Seats, 414 lbs. **\$2,050**

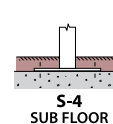
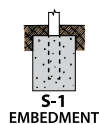
**448-43** ADA, Table, 47-1/2"  
Sq, 3 Seats, 476 lbs. **\$2,425**

**448-44** Table, 47-1-2" Sq,  
4 Seats, 538 lbs. **\$2,800**

For optional game board **\$460**

**Support Options:** S-1, S-2\*, and S-4\*

\* For options S-2 and S-4 add **\$125** to any unit cost.



SUPPORT OPTIONS



Shown w/Hunter Green finish/Grey Plastic

# TABLE 76

## DOUGLAS FIR SLATS

<b>76-22D</b>	ADA, 2 seats, 2" x 4" slats, 296 lbs.	<b>\$1,130</b>
<b>76-32D</b>	ADA, 2 seats, 3" x 4" slats, 358 lbs.	<b>\$1,265</b>
<b>76-42D</b>	ADA, 2 seats, 4" x 4" slats, 420 lbs.	<b>\$1,385</b>
<b>76-23D</b>	ADA, 3 seats, 2" x 4" slats, 356 lbs.	<b>\$1,335</b>
<b>76-33D</b>	ADA, 3 seats, 3" x 4" slats, 427 lbs.	<b>\$1,495</b>
<b>76-43D</b>	ADA, 3 seats, 4" x 4" slats, 499 lbs.	<b>\$1,625</b>
<b>76-24D</b>	4 seats, 2" x 4" slats, 416 lbs.	<b>\$1,545</b>
<b>76-34D</b>	4 seats, 3" x 4" slats, 496 lbs.	<b>\$1,720</b>
<b>76-44D</b>	4 seats, 4" x 4" slats, 578 lbs.	<b>\$1,865</b>

## IPE PEDESTAL SLATS

<b>76-22I</b>	ADA, 2 seats, 2" x 4" slats, 366 lbs.	<b>\$1,520</b>
<b>76-32I</b>	ADA, 2 seats, 3" x 4" slats, 476 lbs.	<b>\$2,005</b>
<b>76-42I</b>	ADA, 2 seats, 4" x 4" slats, 585 lbs.	<b>\$2,300</b>
<b>76-23I</b>	ADA, 3 seats, 2" x 4" slats, 437 lbs.	<b>\$1,775</b>
<b>76-33I</b>	ADA, 3 seats, 3" x 4" slats, 563 lbs.	<b>\$2,350</b>
<b>76-43I</b>	ADA, 3 seats, 4" x 4" slats, 688 lbs.	<b>\$2,690</b>
<b>76-24I</b>	4 seats, 2" x 4" slats, 507 lbs.	<b>\$2,040</b>
<b>76-34I</b>	4 seats, 3" x 4" slats, 649 lbs.	<b>\$2,695</b>
<b>76-44I</b>	4 seats, 4" x 4" slats, 790 lbs.	<b>\$3,070</b>

## RECYCLED PLASTIC SLATS

<b>76-32PL</b>	ADA, 2 seats, 3" x 4" slats, 386 lbs.	<b>\$1,430</b>
<b>76-42PL</b>	ADA, 2 seats, 4" x 4" slats, 455 lbs.	<b>\$1,595</b>
<b>76-33PL</b>	ADA, 3 seats, 3" x 4" slats, 459 lbs.	<b>\$1,690</b>
<b>76-43PL</b>	ADA, 3 seats, 4" x 4" slats, 539 lbs.	<b>\$1,875</b>
<b>76-34PL</b>	4 seats, 3" x 4" slats, 531 lbs.	<b>\$1,940</b>
<b>76-44PL</b>	4 seats, 4" x 4" slats, 623 lbs.	<b>\$2,150</b>

**Support Options:** S-1, S-2\*, and S-4\*

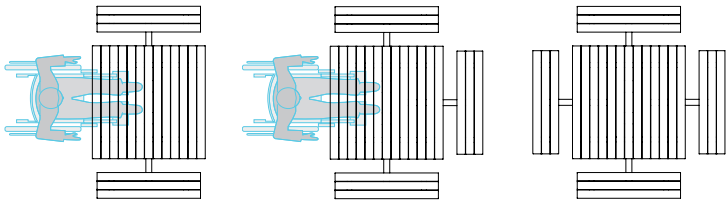
\* For options S-2 and S-4 add **\$125** to any unit cost

\* Slat dimensions are nominal

• Four foot square table top



SUPPORT OPTIONS





## TABLE 75/100

### DOUGLAS FIR SLATS

**75-60D** 6' long, Picnic Table, 507 lbs. **\$1,295**

**75-80D** 8' long, Picnic Table, 570 lbs. **\$1,420**

**75-68-1D** ADA Accessible Table, 544 lbs. **\$1,435**

### IPE SLATS

**75-60I** 6' long, Picnic Table, 650 lbs. **\$2,180**

**75-80I** 8' long, Picnic Table, 762 lbs. **\$2,565**

**75-68-1I** ADA Accessible Table, 710 lbs. **\$2,420**

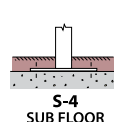
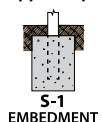
### RECYCLED PLASTIC SLATS

**100-60PL** 6' long, Picnic Table, 603 lbs. **\$1,790**

**100-80PL** 8' long, Picnic Table, 695 lbs. **\$2,080**

**100-68-1PL** ADA Accessible Picnic Table, 654 lbs. **\$2,005**

Support Options: S-1, S-2, and S-4



75-60D Shown w/Bronze finish



100-60PL Shown w/Bronze finish/Cedar plastic

## TABLE 156

### RECYCLED PLASTIC SLATS

**156-60PL** 6' long, Picnic Table, 187 lbs. **\$1,325**

**156-80PL** 8' long, Picnic Table, 234 lbs. **\$1,480**

**156-68-1PL** ADA Accessible Picnic Table, 214 lbs. **\$1,525**

\* For powder coated frames, add to any unit cost **\$170**

• Aluminum Frame



Shown uncoated w/Grey plastic

SEE OTHER TABLE STYLES IN  
THE SIGNATURES SECTION



p. 53



p. 52



p. 49



p. 16



TABLE 72



TABLE 71



TABLE 77

		GALVANIZED FRAME		POWDER COAT FRAME	HOT GALVANIZED FRAME	POWDER COAT FRAME	HOT GALVANIZED FRAME
SEAT AND TABLE SURFACE MATERIALS	6' Douglas Fir	<b>72-60D</b> 205 lbs. <b>\$690</b>		<b>71-60D</b> 170 lbs. <b>\$635</b>	<b>71-60HGD</b> 170 lbs. <b>\$625</b>	<b>77-60D</b> 213 lbs. <b>\$765</b>	<b>77-60HGD</b> 213 lbs. <b>\$785</b>
	8' Douglas Fir	<b>72-80D</b> 241 lbs. <b>\$765</b>		<b>71-80D</b> 206 lbs. <b>\$715</b>	<b>71-80HGD</b> 206 lbs. <b>\$705</b>	<b>77-80D</b> 251 lbs. <b>\$850</b>	<b>77-80HGD</b> 251 lbs. <b>\$860</b>
	ADA Accessible, Douglas Fir	<b>72-68-1D</b> 227 lbs. <b>\$780</b>		<b>71-68-1D</b> 191 lbs. <b>\$715</b>	<b>71-68-1HGD</b> 191 lbs. <b>\$700</b>	<b>77-68-1D</b> 234 lbs. <b>\$835</b>	<b>77-68-1HGD</b> 234 lbs. <b>\$845</b>
	6' Aluminum	<b>72-60A</b> 148 lbs. <b>\$905</b>		<b>71-60A</b> 112 lbs. <b>\$935</b>	<b>71-60HGA</b> 112 lbs. <b>\$920</b>	<b>77-60A</b> 153 lbs. <b>\$1,010</b>	<b>77-60HGA</b> 153 lbs. <b>\$1,030</b>
	8' Aluminum	<b>72-80A</b> 161 lbs. <b>\$1,010</b>		<b>71-80A</b> 125 lbs. <b>\$1,025</b>	<b>71-80HGA</b> 125 lbs. <b>\$1,025</b>	<b>77-80A</b> 168 lbs. <b>\$1,105</b>	<b>77-80HGA</b> 168 lbs. <b>\$1,130</b>
	ADA Accessible, Aluminum	<b>72-68-1A</b> 160 lbs. <b>\$1,010</b>		<b>71-68-1A</b> 123 lbs. <b>\$1,040</b>	<b>71-68-1HGA</b> 123 lbs. <b>\$1,025</b>	<b>77-68-1A</b> 164 lbs. <b>\$1,100</b>	<b>77-68-1HGA</b> 164 lbs. <b>\$1,125</b>
	6' Recycled Plastic	<b>72-60PL</b> 279 lbs. <b>\$1,110</b>		<b>71-60PL</b> 243 lbs. <b>\$1,065</b>	<b>71-60HGPL</b> 243 lbs. <b>\$1,060</b>	<b>77-60PL</b> 284 lbs. <b>\$1,175</b>	<b>77-60HGPL</b> 284 lbs. <b>\$1,200</b>
	8' Recycled Plastic	<b>72-80PL</b> 328 lbs. <b>\$1,280</b>		<b>71-80PL</b> 292 lbs. <b>\$1,275</b>	<b>71-80HGPL</b> 292 lbs. <b>\$1,220</b>	<b>77-80PL</b> 334 lbs. <b>\$1,355</b>	<b>77-80HGPL</b> 334 lbs. <b>\$1,350</b>
	ADA Accessible, Recycled Plastic	<b>72-68-1PL</b> 321 lbs. <b>\$1,340</b>		<b>71-68-1PL</b> 284 lbs. <b>\$1,290</b>	<b>71-68-1HGPL</b> 284 lbs. <b>\$1,290</b>	<b>77-68-1PL</b> 324 lbs. <b>\$1,395</b>	<b>77-68-1HGPL</b> 324 lbs. <b>\$1,410</b>
Frames and Hardware Only		<b>72-20</b> 102 lbs. <b>\$440</b>		<b>71-20</b> 67 lbs. <b>\$400</b>	<b>71-20HG</b> 67 lbs. <b>\$385</b>	<b>77-20*</b> 111 lbs. <b>\$530</b>	<b>77-20HG*</b> 111 lbs. <b>\$535</b>

- 2-3/8" O.D. galvanized steel frames
- 2" x 10" nominal top and seats (see chart for sizes and material)
- Special frames for Recycled Plastic

- 1-5/8" O.D. steel pipe frames
- 2" x 10" nominal top and seats (see chart for sizes and material)
- Special frames for Recycled Plastic

- 2-3/8" O.D. steel pipe frames
- 2" x 10" nominal top and seats (see chart for sizes and material)
- Special frames for Recycled Plastic

\*When purchasing 77 Series Frames, please indicate 6' or 8' lumber.



All DuMor Recycled Plastic picnic tables are supplied with welded seat and table braces for additional support.





440-17X32T

440-17X17T

440-17X32S

440-17X17S

## PLANTER 440

440-17X17S	All Steel Planter, 17" x 17" Short, 66 lbs.	<b>\$705</b>
440-17X32S	All Steel Planter, 17" x 32" Short, 99 lbs.	<b>\$785</b>
440-17X17T	All Steel Planter, 17" x 17" Tall, 93 lbs.	<b>\$1,085</b>
440-17X32T	All Steel Planter, 17" x 32" Tall, 141 lbs.	<b>\$1,215</b>

*\*Only available in Textured Charcoal, Textured Grey, Textured Silver, Textured Black and Textured Rust Powder Coat Finishes*



441-15X15S

441-15X30S

441-15X15T

441-15X30T

## PLANTER 441

441-15X15S	All Steel Planter, 15" x 15" Short, 56 lbs.	<b>\$705</b>
441-15X30S	All Steel Planter, 15" x 30" Short, 94 lbs.	<b>\$770</b>
441-15X15T	All Steel Planter, 15" x 15" Tall, 86 lbs.	<b>\$1,090</b>
441-15X30T	All Steel Planter, 15" x 30" Tall, 135 lbs.	<b>\$1,185</b>

*\*Only available in Textured Charcoal, Textured Grey, Textured Silver, Textured Black, and Textured Rust Powder Coat Finishes*

PLANTERS 440 AND 441  
ARE COMPLEMENTARY SHAPES





Shown in Deep Red

## PLANTER 114

**114-00** All-Steel Planter, 108 lbs. **\$650**

Add to unit price for self watering liner insert **\$190**

- Compliments 84 and 157 receptacle
- Sturdy polyethylene liner



Shown in Hunter Green

## PLANTER 431

**431-00** All-Steel Planter, 86 lbs. **\$890**

Add to unit price for self watering liner option **\$190**

- Sturdy polyethylene liner



Shown in Black

## PLANTER 184

**184-00** Steel Planter, 118 lbs. **\$900**

Add to unit price for self watering liner insert **\$190**

- Sturdy polyethylene liner

### SELF WATERING LINER OPTION



**49-SWI Insert**



*RapidWick™ Watering System delivers the nutrients your plants need, automatically!*

*Large water reservoir allows you to go up to 2 weeks between watering.*

### ADDITIONAL STYLES IN THE SIGNATURES SECTION



p. 16



p. 17





Shown in Black

## BIKE RACK 290

### 290-00HG HOT-DIP GALVANIZED LOOP

<b>S-1</b>	Embedment, 34 lbs.	<b>\$135</b>
<b>S-2</b>	Surface Plate, 34 lbs.	<b>\$165</b>
<b>S-4</b>	Sub-Floor, 36 lbs.	<b>\$170</b>

### 290-00 POWDER-COATED LOOP

<b>S-1</b>	Embedment, 34 lbs.	<b>\$125</b>
<b>S-2</b>	Surface Plate, 34 lbs.	<b>\$155</b>
<b>S-4</b>	Sub-Floor, 36 lbs.	<b>\$160</b>

#### Support Options: S-1, S-2, and S-4

- Mounting hardware included
- Round tube



Shown in Argento

## BIKE RACK 291

### 291-00HG HOT-DIP GALVANIZED LOOP

<b>S-1</b>	Embedment, 30 lbs.	<b>\$190</b>
<b>S-2</b>	Surface Plate, 31 lbs.	<b>\$205</b>
<b>S-4</b>	Sub-Floor, 30 lbs.	<b>\$245</b>

### 291-00 POWDER-COATED LOOP

<b>S-1</b>	Embedment, 30 lbs.	<b>\$185</b>
<b>S-2</b>	Surface Plate, 31 lbs.	<b>\$200</b>
<b>S-4</b>	Sub-Floor, 30 lbs.	<b>\$240</b>

#### Support Options: S-1, S-2, and S-4

- Mounting hardware included
- Square tube

Shown in Bronze  
Shown with **S-2** option covers

## BIKE RACK 83

### 83-00G GALVANIZED LOOP

<b>S-1</b>	Embedment, 25 lbs.	<b>\$95</b>
<b>S-2</b>	Surface Plate, 32 lbs.	<b>\$195</b>
<b>S-4</b>	Sub-Floor, 28 lbs.	<b>\$190</b>

### 83-00 POWDER-COATED LOOP

<b>S-1</b>	Embedment, 31 lbs.	<b>\$100</b>
<b>S-2</b>	Surface Plate, 37 lbs.	<b>\$195</b>
<b>S-4</b>	Sub-Floor, 34 lbs.	<b>\$190</b>

#### Support Options: S-1, S-2, and S-4

- Mounting hardware included

S-1  
EMBEDMENTS-2  
SURFACE MOUNTS-4  
SUB FLOOR

SUPPORT OPTIONS



Shown in Black

## BIKE RACK 292

### 292-00HG HOT-DIP GALVANIZED LOOP

<b>S-1</b>	Embedment, 33 lbs.	<b>\$250</b>
<b>S-2</b>	Surface Plate, 39 lbs.	<b>\$275</b>
<b>S-4</b>	Sub-Floor, 35 lbs.	<b>\$285</b>

### 292-00 POWDER-COATED LOOP

<b>S-1</b>	Embedment, 33 lbs.	<b>\$230</b>
<b>S-2</b>	Surface Plate, 39 lbs.	<b>\$265</b>
<b>S-4</b>	Sub-Floor, 35 lbs.	<b>\$270</b>

**Support Options:** S-1, S-2, and S-4

- Mounting hardware included
- Round tube

## BIKE RACK 199

**199-00** Single loop bike rack, 24 lbs. **\$355**

**Support Options:** S-1, and S-2

- Mounting hardware included



Shown in Argento

## BIKE RACK 293

### 293-00HG HOT-DIP GALVANIZED LOOP

<b>S-1</b>	Embedment, 29 lbs.	<b>\$215</b>
<b>S-2</b>	Surface Plate, 30 lbs.	<b>\$250</b>
<b>S-4</b>	Sub-Floor, 33 lbs.	<b>\$260</b>

### 293-00 POWDER-COATED LOOP

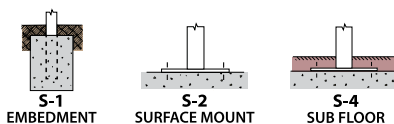
<b>S-1</b>	Embedment, 29 lbs.	<b>\$210</b>
<b>S-2</b>	Surface Plate, 30 lbs.	<b>\$230</b>
<b>S-4</b>	Sub-Floor, 33 lbs.	<b>\$235</b>

**Support Options:** S-1, S-2, and S-4

- Mounting hardware included
- Square tube



Shown in Hunter Green



SUPPORT OPTIONS

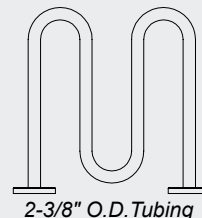




125-30 Shown in Black  
Shown with S-2 option covers



BIKE RACK 130



## BIKE RACK 125/130

		PC	HDGalv			PC	HDGalv
125-20	2-7/8" O.D., Holds 5 bikes, 97 lbs.	\$350	\$465	130-20	2-3/8" O.D., Holds 5 bikes, 62 lbs.	\$280	\$330
125-30	2-7/8" O.D., Holds 7 bikes, 134 lbs.	\$485	\$625	130-30	2-3/8" O.D., Holds 7 bikes, 85 lbs.	\$380	\$455
125-40	2-7/8" O.D., Holds 9 bikes, 170 lbs.	\$615	\$775	130-40	2-3/8" O.D., Holds 9 bikes, 107 lbs.	\$470	\$575

Support Options: S-1, and S-2

• Mounting hardware included



Shown in Black  
Shown with S-2 option covers



Shown in Galvanized

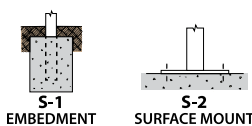
## BIKE RACK 188

188-05	41-1/4" long, 5 openings, 61 lbs.	\$730
188-07	57-1/4" long, 7 openings, 70 lbs.	\$815
188-09	73-1/4" long, 9 openings, 79 lbs.	\$885
188-11	89-1/4" long, 11 openings, 89 lbs.	\$975

Support Options: S-1, and S-2\*

\* Add \$100 to unit price for support option S-2.

• Mounting hardware included



SUPPORT OPTIONS

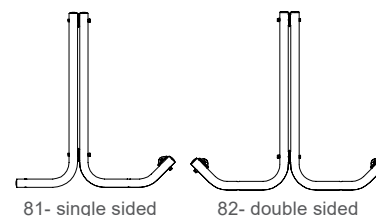
## BIKE RACK 81/82

SINGLE-SIDE ENTRY BIKE RACK

81-50	5' long, 4 openings, 103 lbs.	\$370
-------	-------------------------------	-------

DUAL-SIDE ENTRY BIKE RACK

82-50	5' long, 8 openings, 118 lbs.	\$415
-------	-------------------------------	-------



## GRILL 21 & 22

21-00	For embedment, 83 lbs.	\$310
22-00	Freestanding, 105 lbs.	\$430



Item 22-00 Freestanding



## GRILL 24

24-00	For embedment, 242 lbs.	\$700
-------	-------------------------	-------







Shown in Black

## BOLLARD 400

**400-36** 36" high 4" Schedule 40 Steel Bollard, 65 lbs. **\$245**

**400-42** 42" high 4" Schedule 40 Steel Bollard, 71 lbs. **\$255**

**Support Options:** S-1, S-2, and S-1SL\*

\* For Bollards with support option S-1SL (ground sleeve supplied w/cap), add **\$375** to unit price and 43 lbs. to weight.



Shown in Green

## BOLLARD 401

**401-36-2** 36" high Bike Bollard-2 loops, 76 lbs. **\$395**

**401-42-2** 42" high Bike Bollard-2 loops, 81 lbs. **\$400**

**Support Options:** S-1, S-2, and S-1SL\*

\* For Bollards with support option S-1SL (ground sleeve supplied w/cap), add **\$375** to unit price and 43 lbs. to weight.



Shown in Argento

## BOLLARD 402

**402-36** 36" high 6" Square Steel Bollard, 114 lbs. **\$425**

**402-42** 42" high 6" Square Steel Bollard, 124 lbs. **\$435**

**Support Options:** S-1, S-2, and S-1SL\*

\* For Bollards with support option S-1SL (ground sleeve supplied w/cap), add **\$375** to unit price and 43 lbs. to weight.



Shown in Black

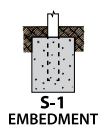
## BOLLARD 451

**451-36** 36" high Round Bollard, 140 lbs. **\$995**

**451-42** 42" high Round Bollard, 151 lbs. **\$1,015**

**Support Options:** S-1, S-2, and S-1X Secure w/8" pipe\*

\* For Bollards with support option S-1X add **\$330** to unit price and 154 lbs. to weight.



SUPPORT OPTIONS



Shown in Black

## ASH URN 80

**80-00** All-Steel Ash Urn, 51 lbs.

**\$455**



Shown in Black

## ASH URN 129

**129-00** All-Steel Receptacle/Ash Urn, 47 lbs.

**\$800**

- Perforated steel body



Ash urn removes easily for emptying

Shown in Black

## ASH URN 423

**423-00** Ash Urn, 20 lbs.

**\$545**

- Side mount design
- Fits most tapered DuMor receptacles



Shown in Douglas Fir

## ASH URN 23

**23-00D** Douglas Fir, 38 lbs.

**\$465**

**23-00I** Ipe, 58 lbs.

**\$600**

**23-00PL** Recycled Plastic, 41 lbs.

**\$520**






## CUSTOM CURVED BENCHES

With decades of experience creating site specific curved and continuous benches, DuMor's custom product department can design benches to virtually any radius your space requires. Contact a DuMor Representative with your bench preference and dimensions and we will design a custom bench for your approval.









# DUMOR CUSTOM PRODUCTS

In addition to our comprehensive selection of standard products, DuMor provides custom design and fabrication options to meet the needs of designers and architects whose requirements aren't always met by off-the-shelf site furnishings. Choose from a variety of high-quality raw materials including wood, steel, and recycled plastic, or customize with plaques and lettering options. DuMor's design flexibility makes creating a custom indoor or outdoor space easy and affordable. You'll see that DuMor's reputation for style and durability is reflected in every custom product. For more information on custom fabrication, please contact your local authorized DuMor representative or call 800-598-4018.





# DUMOR CUSTOM PRODUCTS







64-283-23



67-011-60



65-125



68-690-01



66-299-6



63-262 and 64-475-02



# DUMOR CUSTOM PRODUCTS





# CUSTOM PLAQUES



An attractive and enduring way to show sponsorship of a DuMor bench is with a dedication plaque. DuMor plaques are made of durable etched zinc with a bronze style finish. Zinc plaques are long lasting and offer versatility for etching detailed designs, crisp text, illustrations and photo transfers. DuMor offers plaques in a wide range of sizes and shapes to meet specific needs. Most DuMor products can be fitted to display a dedication plaque; ask a DuMor representative if your chosen product can accommodate a plaque to fit your specifications. Dedication plaques can be used in many ways including, remembrance of a loved one, company logo, town or city name, quotes, sports teams, school name or family name. Given the versatility of DuMor dedication plaques on site furniture, many communities have had great success fully funding both benches and plaques with "Sponsor a Bench" programs which allow people to contribute to the community and place a message on a plaque.

*Black and white camera-ready artwork is required for logos or special graphics. (Note: All requests are subject to our review and approval.)*

\*DuMor mounts plaques so they are flush with seating surfaces

# SUSTAINABILITY COMMITMENT

---

## ► Our Commitment to Sustainability

DuMor recognizes the importance of using recycled material in our entire product line. This reduces solid waste volumes in landfills, helps conserve natural resources and limits the environmental impacts resulting from the extraction of virgin materials.

## ► Pre- and Post-consumer Recycled Content

We utilize pre- and post-consumer recycled material in all of our products. Pre-consumer material is material diverted from the waste stream during the manufacturing process. Post-consumer material contains waste material generated by households or by commercial, industrial and institutional facilities in their role as end-users of the product, which can no longer be used for its intended purpose. Used milk jugs and old railroad tracks are examples of post-consumer materials used in our products. Please contact your local DuMor representative for details on the pre- and post-consumer recycled content of our products.

## ► Eco-friendly Material Composition

Our product line is composed of three primary materials: steel, recycled plastic and sustainably-harvested wood, all of which possess eco-friendly attributes.

**Steel-** The majority of steel in our products contains over 80 percent recycled material, most of which is post-consumer. Our primary supplier of steel utilizes the Electric Arc Furnace (EAF) technology, which takes advantage of post-consumer scrap material for major feedstock, unlike blast furnace operations which use mined iron ore as major feedstock.

**Recycled Plastic-** Many of our products feature the PolyTuf Plastic Lumber product. PolyTuf is manufactured using 100% recycled milk jugs (post-consumer high density polyethylene). We also donate our scrap plastic to the manufacturing of new PolyTuf product, further reducing waste stream volumes.

**Sustainably-Harvested Wood-** We make it a priority to purchase only sustainably-harvested wood derived from stringently-regulated timber source locations, including: California, Oregon, Washington and British Columbia.

## ► Compatibility with LEED® Rating System

Leadership for Energy and Environmental Design (LEED) is the world's most well-recognized and sought-after green building rating system, created and administered by the United States Green Building Council (USGBC). Achieving LEED certification is contingent upon earning credits, which provide guidelines for the design and construction of high performance, durable, healthful, affordable and environmentally-sound buildings. Many of our products could help design teams earn LEED credits. Please contact your local representative to learn more about how DuMor's products can help your project achieve LEED certification.

\*Please contact your local DuMor representative for more details on the eco-friendly attributes of our product line.





# MAINTENANCE & CLEANING

The following guidelines can be followed to provide general maintenance and cleaning for DuMor Site Furnishings.

As with any product used in a commercial application, a regular inspection of the product should be conducted. Any loose or missing hardware should be tightened or replaced immediately. If any part of the item is found to show excessive wear or is cracked or broken, the product should be taken out of service until all repairs are made.

All wood components should be inspected for excessive cracks or splits and repaired or replaced as needed. The surface of wood components should be checked for splinters and sanded as required. Discoloration of wood can be treated using a 50/50 mixture of household bleach and water. Mix the solution in a plastic bucket only. Using rubber gloves and a mild bristle brush, apply the mixture and lightly scrub leaving the mixture on the wood for 3 to 4 minutes. Rinse with clean water. Allow the wood to dry. Recoat Douglas Fir with a clear non-toxic, oil-based or water-based preservative. (Ipe has its own natural defenses—it does not need preservative.) If the household bleach solution does not remove the discoloration, it may be caused by a chemical stain (such as iron stain). A saturated solution of oxalic acid (wood bleach) in water will work on such a stain.

All recycled plastic components offered by DuMor are molded 100% polyethylene. For general surface cleaning, scrub the recycled plastic with a plastic bristle brush and a cleaning product such as CLR® or Simple Green®. Rinse with clean water. If the surface has been marked with graffiti, a pressure washer may be used to remove the graffiti. (Power wash boards at a minimum of 12" away with 1,500 PSI.) Severe scratches and carvings into the surface may be hand sanded with a fine grade of sandpaper to remove any sharp edges.

All steel components have been finished with a baked-on polyester powder coating which offers long-lasting protection against acids, salts, and corrosive moisture. Surface cleaning should start when the product is installed, ensuring that construction materials are removed. The frequency of cleaning depends in part on the standard of appearance that is required and also on the need to remove deposits that could cause damage. In harsher environments (such as industrial or marine or those involving pollution or salt spray), more frequent cleaning may be required. All surfaces should be cleaned using warm water, a non-abrasive cleaner such as Simple Green®, and a soft cloth or sponge or a soft bristle brush. If, however, the finish is abraded to the point of exposing the steel or is similarly rusted, lightly sand the surface being careful to remove all rust as well as any loose finish materials. Once this sanding is complete, clean the surface with a solvent such as paint thinner to remove any remaining contaminants which might hinder proper paint adhesion. A zinc primer and top coat of matching color enamel should then be applied over the prepared surface.

All plaques should be cleaned using water, household dish detergent, and a clean cotton cloth. Soft sponges may be used to get into tight corners and small spaces. No brushes or other abrasive materials should ever be used on plaques.

## CHARACTERISTICS OF IPE

As an organic product, the color of Ipe can vary from board to board. Unlike plastic or paint where color matching can be controlled, the color of an Ipe board can be dependent on climate, time of harvest, how it was cut and dried, when it was milled and how long it was stored. Ipe wood is quite dense, and as such, is extremely resistant to preservative treatment. Left to nature, the UV sun rays and traditional weathering will change the Ipe to an attractive, consistent light gray. Therefore, Ipe leaving the DuMor facility will not be coated with a preservative. During the graying process as Ipe wood ages, it has a tendency to check as moisture leaves the board. Once the board reaches a stable moisture level, the check will close some as the width of the board shrinks. This has been described as a dynamic process of shrinking where checks appear but dramatically lessen with time. Left uncoated to weather, the US Department of Agriculture and Forestry rates Ipe as "Very resistant to attack by decay, fungi and termites." The USFPL (United States Forest Products Lab) classified Ipe as "Very Durable" (their highest rating). Although we recommend allowing IPE wood to undergo the natural weathering process, should you wish to somewhat maintain the original color, regular maintenance and preservative are required.



## NUMERICAL INDEX

### TERMS AND CONDITIONS

Prices are F.O.B. Mifflintown, PA, and are subject to change without notice. Terms are net 30 days from date of invoice to those customers with approved credit. All others, check with order. Freight charges are as determined and collected by the carrier unless DuMor is instructed to prepay and add to the invoice for the merchandise. All products manufactured by DuMor are warrantied against defect in materials and/or workmanship and in accordance with our published specifications. In addition to a standard one-year warranty on all products, DuMor also offers a limited 20-year warranty against structural failure of all steel bench frames, steel bench assemblies, table frames, litter receptacle frames, and all cast iron bench supports; limited 5-year warranty against structural failure of Douglas Fir, Redwood, and Ipe wood slats; a limited 10-year warranty against structural failure of recycled plastic; and a limited 3-year warranty on bike racks. These warranties cover only those items which have been installed according to our detailed instructions and do not cover abnormal use or vandalism. Contact your local DuMor representative for details of the extended warranty program. DuMor is not responsible for loss or damage of products in transit. Any shortages or damage should be noted on the freight bill before signing. In the interest of product improvement, DuMor reserves the right to alter product design, material selection, or construction without notice.

The following benches are protected by U.S. Patent D526-814: Bench 160, 165, 168, 169

The following benches are protected by U.S. Patent D525-809: Bench 164, 166, 173

The following benches are protected by U.S. Patent D632-104: Bench 185, 194

The following benches are protected by U.S. Patent D629-234: Bench 186, 195

#### MODEL..... PAGE

11	Bench.....	57
17	Receptacle.....	12
19	Bench.....	17
21/22	Grill .....	93
23	Ash Urn.....	95
24	Grill .....	93
34	Bench.....	59
35	Bench.....	58
37	Bench.....	59
39	Bench.....	60
40	Split Recycle ....	63, 73
41/43	Receptacle.....	71
44	Receptacle.....	72
46	Polyethylene Cover	73
47	Steel Cover.....	73
49	Replacement Liner	73
51	Bench.....	60
56	Bench.....	57
57	Bench.....	18
58	Bench.....	14
59	Bench.....	50
70	Receptacle.....	71
71	Table .....	87
72	Table .....	87
75	Table .....	86
76	Table .....	85
77	Table .....	87
78	Game Table .....	83
80	Ash Urn.....	95
81/82	Bike Rack.....	92
83	Bike Rack.....	90
84	Receptacle.....	64
87	Receptacle.....	66
88	Bench.....	56
89	Receptacle.....	50
91	Bench.....	19
92	Bench.....	15
93	Bench.....	11
94	Bench.....	12
95	Bench.....	11
98	Bench.....	58
100	Table .....	86
101	Table .....	83
102	Receptacle.....	15
103	Bench.....	56
104	Bench.....	50
105	Bench.....	57
106	Bench.....	17
107	Receptacle.....	66
114	Planter .....	89
117	Bench.....	13
118	Bench.....	13
119	Bench.....	23
120	Bench.....	23
122	Planter .....	16
124	Receptacle.....	19
125	Bike Rack.....	92
126	Table & Chairs .....	78

#### MODEL..... PAGE


129	Recept./Ash Urn ...	95
130	Bike Rack.....	92
131	Bench.....	58
138	Bench.....	61
139	Bench.....	61
140	Bench.....	20
143	Bench.....	22
144	Bench.....	20
148	Receptacle.....	21
152	Receptacle.....	22
156	Table .....	86
157	Receptacle.....	65
158	Receptacle.....	64
159	Planter .....	17
160	Bench.....	28
162	Bench.....	21
163	Bench.....	59
164	Bench.....	29
165	Bench.....	31
166	Bench.....	31
168	Bench.....	29
169	Bench.....	30
170	Receptacle.....	30
182	Receptacle.....	67
184	Planter .....	89
185	Bench.....	35
186	Bench.....	35
187	Receptacle.....	35
188	Bike Rack.....	92
190	Bench.....	32
191	Bench.....	33
194	Bench.....	34
195	Bench.....	34
196	Receptacle.....	34
198	Table .....	84
199	Bike Rack.....	91
200/300 Series	.....	72
270	Bench.....	40
271	Bench.....	41
272	Receptacle.....	41
275	Bench.....	44
276	Bench.....	45
277	Bench.....	45
278	Bench.....	45
279	Bench.....	45
282	Bench.....	25
283	Bench.....	25
284	Bench.....	27
285	Bench.....	27
286	Receptacle.....	68
287	Receptacle.....	68
290	Bike Rack.....	90
291	Bike Rack.....	90
292	Bike Rack.....	91
293	Bike Rack.....	91
294	Table .....	82
295	Table .....	82
296	Table .....	79

#### MODEL..... PAGE

297	Table .....	79
298	Table .....	81
299	Table .....	80
400-402	Bollards .....	94
423	Ash Urn.....	95
429	Receptacle.....	33
431	Planter .....	89
432	Receptacle.....	67
434	Receptacle.....	70
435	Receptacle.....	70
436	Receptacle.....	69
437	Receptacle.....	69
438	Receptacle.....	65
440	Planter .....	88
441	Planter .....	88
443	Table .....	16
446	Bench.....	24
447	Bench.....	26
448	Table .....	84
451	Bollard.....	94
460	Bench.....	51
461	Bench.....	51
463	Table .....	53
464	Table .....	52
465	Receptacle.....	53
466	Bike Rack.....	52
470	Bench.....	48
471	Bench.....	49
472	Bench.....	46
473	Bench.....	47
474	Receptacle.....	47
475	Table Set.....	49
480	Chair .....	78
481	Chair .....	77
482	Table .....	77
483	Chair .....	76
484	Table .....	76
490	Bench.....	6
491	Bench.....	7
492	Bench.....	7
493	Bench.....	8
494	Bench.....	9
495	Bench.....	9
496	Bench.....	10
497	Bench.....	10
498	Bench.....	10
500	Bench.....	42
501	Bench.....	43
502	Receptacle.....	43
505	Bench.....	37
506	Bench.....	38
507	Bench.....	39
Custom Curved Benches	.....	96,97
Custom Fabrication	.....	98-101
Custom Plaques	.....	102
Finishes/Color	.....	2
Maintenance	.....	104



YOUR DUMOR CONSULTANT IS:



DuMor, Inc.

Mifflintown, PA 17059-0142

*Phone: 717-436-2106*

*Toll-Free: 800-598-4018*

*Fax: 717-436-9839*

*sales@dumor.com*

DUMOR.COM