



9to5[®]
seating

3211 Jack Northrop Avenue • Hawthorne, CA 90250
P. 888.925.SEAT F. 866.925.SEAT E. sales@9to5seating.com

9to5seating.com
Follow us @9to5seating



Part of the Flokk Group



9to5[®]
seating

HAWTHORNE, CALIFORNIA

Corporate Headquarters, Assembly Plant



about us | perpetually forward-thinking

9to5 Seating is a vertically-integrated company that specializes in the design and production of ergonomic office seating to accommodate the rigorous demands of today's office environments. 9to5 Seating presents an extensive collection of executive, task, guest, conference, stool, lounge and motion seating.

Becoming a member of the Flokk brand family recognizes our success story and promises ongoing dynamic growth. Flokk is the leading manufacturer of high-quality workplace furniture in Europe, and honors 9to5 Seating as its flagship brand in the United States.

9to5 Seating combines its state-of-the-art, in-house manufacturing systems with a commitment to continuous improvements in all phases of the operation. With our manufacturing resources, and Flokk's support, we are confidently empowered to deliver quality products at unparalleled pricing, with numerous customization options and the best warranty possible.

Our dedication to becoming the leader in office furniture requires a deliberate and focused approach that extends beyond our chairs, in order to exceed customer expectations. When every detail is attended to, the result is a better choice. And that's exactly what you get with 9to5 Seating.



what's new

This year, 9to5 Seating introduced new innovative seating options for use in executive, conference, task, lounge and waiting areas. Seating solutions for your dynamic work style.

NEO & NEO LITE

Now in Black Plastic



Model 3160

Model 3150

KIP



Model 1080

LUNA SIDE



Model 3461

CLARY



Model 1510

@NCE FURNITURE



Model @305



Model @306



Model @205



Model @146



Model 2820

REMY



JAX LOUNGE



Model 9236

JAX SIDE



Model 9214

SOL & SOL MESH



Model 3680



MOTION

Remy 8 **NEW**

TASK

Agent 10
Aria 12
Core..... 14
Cosmo 16
Cosmo Mesh 18
Logic..... 20
Logic Plus..... 22
Luna..... 24
Neo 26
Neo Lite 28
Strata 30
Strata Lite..... 32
Theory 34
Vault 36
Vesta 38

EXECUTIVE and
CONFERENCE

Acclaim 40
Axis 42
Bristol 44
Cortina..... 46
Cydia 48
Cydia Mesh 50
Diddy 52
Mila 54
Omnia 56
Sol 58 **NEW**

GUEST, STACKING
and NESTING

Bella 60
Bella Mesh 62
Clary 64 **NEW**
Indy..... 66
Kelley..... 68
Kip 70 **NEW**
Link 72
Luna Side 74 **NEW**
Mimi 76
Shuttle 78
Shuttle Mesh 80
Zoom 82 **NEW**

LOUNGE

Jax 84 **NEW**
Jax Side..... 86 **NEW**
Lilly 88
Lilly Side 90 **NEW**
Sophie 92
Sophie Tables 94

@NCE FURNITURE

 96 **NEW**

TEXTILES

9to5 Seating Breeze 98
9to5 Seating Signature..... 102
9to5 Seating Green Hides 105
9to5 Seating Vivid 105
9to5 Seating Mesh 105
9to5 Seating Plastic 107

remy

DISTINCTLY DYNAMIC

NEW



Push-button height
adjustment

Black or white
plastic colors

Adjustable height range
of 20.5" to 29"

Molded foam seat
upholstered in any fabric

20° of rocking
movement

features

- Warranted to 300 lbs.
- Works with sitting or standing desks
- Rocking motion promotes active sitting
- Non-skid, non-slip base

2820-B3-PWW

2820



agent

COMFORT, DURABILITY AND VALUE



Poly outer back

Upholstered low-back
or mid-back

Ratchet back height
adjustment for lumbar
support on P1, M1, R1
and Y2

Seat slider optional

Nylon base standard

features

- Warranted to 300 lbs.
- 6 arm options
- 6 controls

1660-S2-A4-BA1B-C1

1425



1660



1426/1428



1666/1668



aria

PROVIDES REVOLUTIONARY COMFORT



Mid-back or high-back
in breathable mesh

Height-adjustable
lumbar optional

Nylon base standard

Molded foam over
mesh suspension

Heavy Duty Multi-Shift
24/7 optional
(350 lb. rating)



features

- Warranted to 300 lbs.
- 3 synchro controls
- 6 arm options
- 18 mesh colors

1880-Y4-A40-BA9B-C6

1860



1885



1860 GT



1866/1868



core

CONTEMPORARY LINES FOR YOUR WORKSPACE



Poly outer back in black or gray

Molded foam over mesh suspension

Hubless casters standard

Ratchet back height adjustment for lumbar support

Seat slider optional

Nylon base standard



features

- Warranted to 300 lbs.
- 2 plastic colors
- 3 control options
- 3 arm options

2260-W1-A23D-PDG-BA11G-C22G

2260



2260 GT



2266/2268



cosmo

THIN & SLEEK DEFINES THIS BOLD STYLE



Slim profile featuring
detailed stitching

Dynamic synchro with
11 locking positions
and forward seat angle
adjustment

Polished aluminum
base standard

Mid-back or high-back

Back curve provides
lumbar support

Seat slider standard

features

- Warranted to 300 lbs.
- 2 arm options
- Guest model available

3220-X2-A38-UB-BA109-C6

3220



3230



3220 GT



cosmo mesh
CONTEMPORARY STYLE, ELEGANCE AND COMFORT



Seat slider standard

Dynamic synchro with 11 locking positions and forward seat angle adjustment

Polished aluminum base standard



Mid-back or high-back

Back curve provides lumbar support

features

- Warranted to 300 lbs.
- 28 mesh colors
- 2 arm options
- Guest model available

3250-X2-A38-MB-MS2-BA109-C7

3250



3250 GT



3260



logic

ERGONOMICS & TRADITIONAL TASK STYLING



Ratchet back height adjustment for lumbar support on P1, M1, R1 and Y2

Fully upholstered low-back, mid-back or high-back

Heavy Duty Multi-Shift 24/7 optional (350 lb. rating)

Seat slider optional

features

- Warranted to 300 lbs.
- 6 arm options
- 6 control options
- Ballistic nylon available

1760-Y2-A4-BA1-C1

1725



1760



1780



1726/1728



1766/1768



logic plus

PLUS SIZE ERGONOMICS & TRADITIONAL TASK STYLING



Ratchet back height adjustment for lumbar support

Breakaway arms optional

Heavy duty multi-function control with seat slider standard



1790



1790



1790



features

- Warranted to 500 lbs, 10-years single-shift
- Ballistic nylon available on outer back, lower backrest, or full seat

1790-M2-A90-BA1HD-C4



luna

HIGH DESIGN MEETS SUPREME ERGONOMICS



Gray or black
plastic colors

Polished aluminum
accents

Seat slider standard

Breathable mesh back

Height adjustable
lumbar optional

Nylon base standard

features

- Warranted to 300 lbs.
- 18 mesh colors
- 4 synchro controls
- 3 arm options

3460-W1-A45B-PBK-M26-BA11B-C6

3460



3460



3466/3468



neo

THE NEW WAY TO WORK



Breathable mesh back

White, gray or black
plastic colors

Seat slider standard

Height adjustable
lumbar standard

Nylon base standard



features

- Warranted to 300 lbs.
- 13 mesh colors
- 3 synchro controls
- 4 arm options

3160-W1-PGG-M44-A23G-BA9G-C6

3160



3160



3166/3168





White, gray or black plastic colors with coordinating mesh

Height adjustable lumbar standard

Nylon base standard



features

- Warranted to 300 lbs.
- 3 mesh colors
- 2 synchro controls
- 4 arm options

3150-Y3-PWH-A23W-BA9W-C6

3150



3150



3156/3158



strata

LET STRATA FLOAT INTO YOUR OFFICE



Black or silver aluminum
back support

Seat slider optional

Heavy Duty Multi-Shift 24/7
optional (350 lb. rating)

Height- and depth-
adjustable lumbar standard

Upholstered or mesh seat

Black or silver aluminum
base standard

features

- Warranted to 300 lbs.
- 8 arm options
- Guest chair available

1560-Y2-A8S-SF-M01-BA2S-C4

1570



1580



1590



1566/1568



1560 GT



strata lite

LET STRATA FLOAT INTO YOUR OFFICE



Black nylon back support

Seat slider optional

Simple synchro control

Height- and depth-adjustable lumbar standard

Upholstered or mesh seat

Nylon base standard

features

- Warranted to 300 lbs.
- Multiple synchro control options
- 8 arm options
- Guest chair available

1545-Y1-A8B-BF-M01-A-BA1B-C4

1535



1555



1537



1546/1548



theory

THE FACTS SUPPORT THEORY AS THE SMART CHOICE



Breathable mesh back
in 6 colors

Ratchet back with
independent height
adjustable lumbar

Nylon base standard

Mesh or
upholstered seat

Seat slider optional



features

- Warranted to 300 lbs.
- 6 arm options
- 3 synchro controls

2160-Y1-A36-M13-BA9B-C6

2170



2180



2190



2166/2168



vault

GOES BEYOND THE EXPECTED



Breathable mesh back

Ratchet back
height adjustment for
lumbar support

Nylon base standard

Seat slider standard



features

- Warranted to 300 lbs.
- 10 arm options
- 3 controls
- 18 mesh colors

1460-Y1-A40-M48-A-BA9B-C6

1460



1460



1480



1466/1468





Breathable mesh back

Mesh or upholstered seat

Black, silver or polished aluminum accents

Dynamic synchro with 11 locking positions and forward seat angle adjustment

Integrated seat slider standard

Aluminum base standard



features

3060-X1-A30-PF-M32-BA10P-C6

- Warranted to 300 lbs.
- 3 mesh colors
- 3 arm options
- Back curve provides lumbar support

3060



3080



3085



3066/3068



3061/3063



acclaim

CONTEMPORARY EUROPEAN STYLING WITH SUBTLE DETAILING



Detailed stitching

Upholstered back

Polished aluminum
arms with matching
upholstered pad

Seat slider optional

Polished aluminum
base optional

features

2780-W1-A27-BA12P-C7

- Warranted to 300 lbs.
- 5 arm options
- 4 synchro controls

2780



2780



2780



axis

GREAT DESIGN NEVER GOES OUT OF STYLE



Ballistic nylon covered
outer back available

Pillow-top padding
on back and seat

Mid-back or high-back

Nylon base standard



features

- Warranted to 300 lbs.
- 5 arm options
- 2 control options

2600-S1-A16-BA1B-C1

2600



2610



bristol

SEAMLESS INTEGRATION INTO YOUR OFFICE'S ARCHITECTURE



Upholstered mid-back
or high-back

Ratchet back
height adjustment for
lumbar support

Nylon base standard

Seat slider optional



features

2360-S2-A10-BA9B-C6

- Warranted to 300 lbs.
- 6 arm options
- 4 controls

2360



2380



2366/2368



cortina

STRAIGHTFORWARD ERGONOMICS AND FUNCTIONALITY



Upholstered mid-back
or high-back

Detailed stitching

Polished aluminum
base standard

Elegant curved base



features

2900-Y2-A36-BA19P-C7

- Warranted to 300 lbs.
- 6 arm options
- 3 controls

2900



2910



2910



cydia

ORGANIC DESIGN MEETS ERGONOMIC EXCELLENCE



Height adjustable
lumbar optional

Black, gray or white
plastic colors

Upholstered mid-back
or high-back features
mesh beneath fabric

Nylon base standard
with casters or stationary
base glides

features

- Warranted to 300 lbs.
- 2 arm options
- 2 control options
- 6 mesh colors

3300-K3-A34-PGG-UP-M11-BA9G-CG

3300



3310



3300 GT



3306/3308



cydia mesh

ORGANIC DESIGN MEETS ERGONOMIC EXCELLENCE



One-piece mesh seat
and back in 6 colors

Height adjustable
lumbar optional

Black, gray or white
plastic colors



Mid-back or high-back

Nylon base standard
with casters or stationary
base glides

features

3300-S3-A34-PGG-BA9G-C6

- Warranted to 300 lbs.
- 2 control options
- 2 arm options
- Lounge and ottoman available

3300



3310



3300 GT



3315/3316



3306/3308



diddy

DAZZLE YOUR CONFERENCE SPACE



Detailed stitching

One-piece upholstered back and seat

Polished aluminum wraparound arms

Polished aluminum base standard



features

2450-S3-A24-BA10P-C7

- Warranted to 300 lbs.
- 2 controls
- Guest model available

2450



2450



2450 GT



mila

ELEGANT, INTUITIVE AND VERSATILE



Sculpted aluminum
loop arms with
urethane pads

Integrated weight
balanced control

Aluminum base standard

Mesh or
upholstered back

Simple adjustment
levers



features

- Warranted to 300 lbs.
- 18 mesh colors
- Silver or polished aluminum frame

3760-Z1-A47-PF-MB-M41-BA12P-C7

3760



3760



omnia

ARTISTIC. SIMPLE. BEAUTIFUL.



Black or white plastic
with coordinating mesh

Pull handle
for easy mobility

One-piece mesh
back and seat

Fixed arms

Integrated weight
balanced control

Polished aluminum
base standard

2860



2866/2868



features

2860-Z2-PWW-BA16P-C6

- Warranted to 300 lbs.
- Supports multiple sit positions
- 2 mesh colors

sol

THE FUTURE AT A GLANCE

NEW



Mesh or
upholstered back

6-way adjustable arms

Deluxe synchro with
4-position tilt lock

Aluminum base standard

Height-adjustable
lumbar standard

Aluminum accents with
polished or silver powder
coat finishes

Integrated seat
slider standard



features

3680-Y6-A48P-PF-M47-MB-BA36P-C6

- Warranted to 300 lbs.
- 10 mesh colors
- Flexible back design allows full range of movement of shoulders

3680



3680



bella

NAME YOUR GAME, BELLA IS READY TO PLAY



Pull handle
for easy mobility

Armless, fixed arm
or tablet arm

Stacking, nesting, task,
and task stools

Plastic or
upholstered back

Plastic or
upholstered seat

features

- Warranted to 300 lbs.
- 12 plastic colors
- Black or silver frame
- Four-leg models stack 4 high on floor and 10 high on dolly

1310-GT-A00-SF-AP-P20

1315



1320



1325



1326/1328



bella mesh

NAME YOUR GAME, BELLA IS READY TO PLAY



Breathable mesh back

Armless, fixed arm
or tablet arm

Stacking, nesting, task,
and task stools

Plastic or
upholstered seat

Black or
silver frame

features

- Warranted to 300 lbs.
- 12 plastic seat colors
- 6 mesh colors
- Four-leg models stack 4 high on floor and 10 high on dolly

1360-GT-A00-SF-AP

1365



1370



1375



1376/1378



clary

WORKS WELL WITH OTHERS

NEW



Gray and black
plastic colors



Mesh or
upholstered back

Glides or casters

features

- Warranted to 300 lbs.
- 24 mesh colors
- 2 frame colors with coordinating glides

1510-GT-A49B-SF-MB-M48-G19G

1510



1510



1510



indy

FLEX BACK MOVEMENT YIELDS SUPERIOR COMFORT



Available with or
without arms

Flex back provides
15 degrees of movement

Durable wire rod
frame available in
chrome or black colors

12 plastic colors with
matching arm pads

Available in all plastic,
upholstered seat or
upholstered seat and back



features

1010-GT-CF-AP-P18

- Flex back provides 15 degrees of movement
- Available in all plastic, with upholstered seat or with upholstered seat and back
- Interlocking alignment glides standard
- Durable sled style frame in chrome or black colors
- All plastic chairs stacks 9 high on floor and up to 20 high with optional dolly
- Warranted to 300 lbs.

1010



1020



1020



kelley

NOTHING STACKS UP TO KELLEY



Pull handle for easy mobility

Plastic back

Plastic or upholstered seat

Armless or fixed arm

Sled or stool in chrome

Clear glides and ganging clips optional

features

- Warranted to 300 lbs.
- 12 plastic colors
- Arm pads coordinate with shell color
- All plastic chairs stack 9 high on the floor and 20 high on dolly

1060-GT-CF-AP-P13

1060



1070



1066



1076



kip

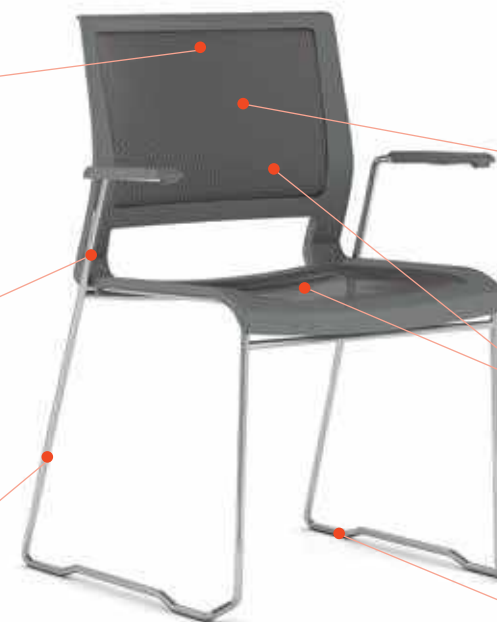
COMFORT AND LIGHTWEIGHT COME TOGETHER



Ultra lightweight
stacking chair

Armless or fixed arm

Sled or stool in chrome



Black or gray plastic
with coordinating mesh

Mesh back and seat

Clear glides and
ganging clips optional

features

1080-GT-A50D-CF-AM-PDG

- Warranted to 300 lbs.
- Arm pads coordinate with shell color
- Ultra lightweight stacking chair
- Stack 9 high on the floor and 20 high on dolly

1080



1080



1080



1080



link

TRANSITIONAL STYLE WITH LIMITLESS POSSIBILITIES



Armless or fixed arms

Mesh, upholstered
or black plastic back

Wall saver frame on 1410



features

1415-GT-A15G-SF-MB-M11-C12S

- Warranted to 300 lbs.
- 3 mesh colors
- Black or silver frame with coordinating arms
- Four-leg models stack 4 high on the floor and 4 high on dolly

1410



1415



1410



luna side

HIGH DESIGN MEETS SUPREME ERGONOMICS

NEW



Pull handle for
easy mobility

Gray or black
plastic colors

Breathable mesh back

Glides or casters

features

- Warranted to 300 lbs.
- 18 mesh colors
- 2 frame colors with coordinating glides

3461-GT-A49D-SF-MB-M45-PDG-C5

3461



3461



mimi

STYLE, FLEXIBILITY AND VERSATILITY

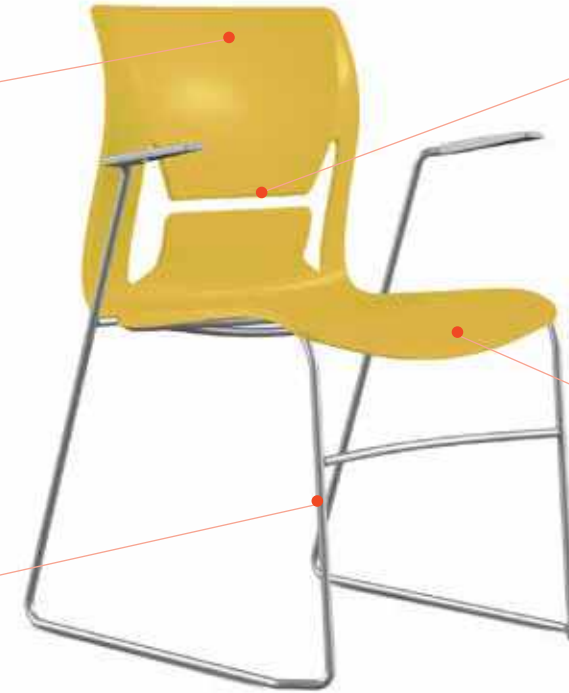


Pull handle for
easy mobility

Subtle flex back motion
with pelvic support

Plastic or
upholstered seat

Silver or black frame



1030



1040



features

1040-GT-SF-AP-P13

- 12 plastic colors
- Arm pads and glides coordinate with frame color
- Stacks 12 high on the floor and 20 high on the dolly

shuttle

THE ULTIMATE UTILITY CHAIR



Armless, fixed arm
or tablet arm

Wall saver frame on
1210 and 1260

Stacking, sled,
stools and bariatric

Plastic or
upholstered back

Plastic or
upholstered seat

features

1210-GT-A18G-SF-UP

- Warranted to 300 lbs. (Bariatric to 600 lbs.)
- 12 plastic colors
- Black or silver frame with coordinating arms
- Four-leg models stack 4 high on the floor and 10 high on dolly

1215



1230



1210



1250



shuttle mesh

THE ULTIMATE UTILITY CHAIR



Armless, fixed arm
or tablet arm

Wall saver frame on
1210 and 1260

Stacking,
sled, and stools

Breathable mesh back

Plastic or
upholstered seat

Black or silver frame
with coordinating arms

features

1260-GT-A18G-SF-US-M26

- Warranted to 300 lbs.
- 12 plastic seat colors
- 24 mesh colors
- Four-leg models stack 4 high on the floor and 10 high on dolly

1265



1280



1267/1269



zoom

RAPID SETUP FOR A CREW OR A CROWD

NEW



Breathable mesh back

White or gray
back plastic with
coordinating mesh

Nesting, task and stools

Nesting model has an
10 degree range of flex

Plastic or
upholstered seat

Flip-up feature allows
multiple chairs to be
stored close together



features

- Warranted to 300 lbs.
- White or silver frame
- 2 mesh colors
- Armless or fixed arm models
- New armless model available Q3

1115-GT-A00-SF-PGG-M32-US-C12S

1115



1125



1126/1128



1115

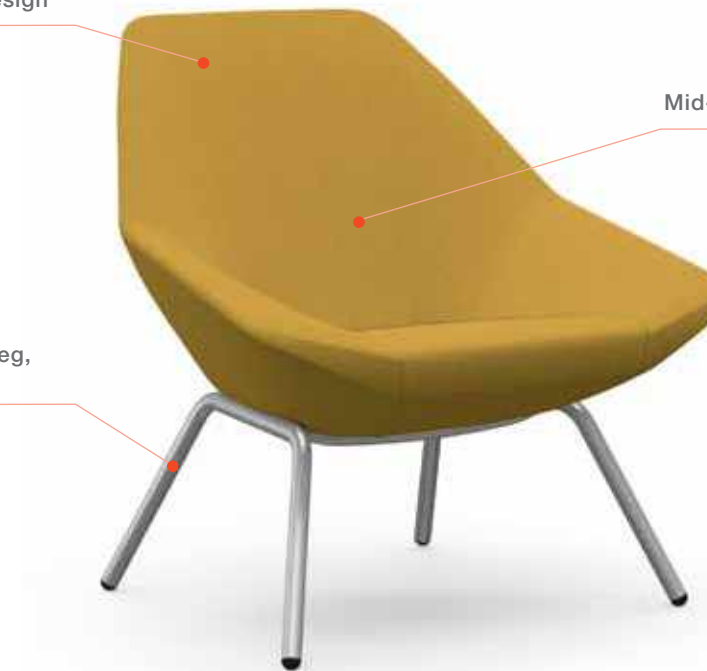




Modern, angular design

Mid-back or high-back

Multiple base styles including 4-leg, wire, and swivel



features

9201-LG-SF-G18

- Warranted to 300 lbs.
- Four-leg and wire in black or silver
- Swivel in polished or silver
- Wood leg in maple or walnut finish

9226



9206



9231



9211





Modern, angular design

Lighter scale side seating

Multiple base styles including 4-leg, 5-star, wire, and rocker



9214-GT-SF

features

- Warranted to 300 lbs.
- Swivel in polished or silver
- Four-leg and wire in black or silver
- Five-star in polished

9204



9264



9234



9254



lilly lounge

CLASSIC, SOPHISTICATED AND SUPREMELY COMFORTABLE



Full-scale
lounge seating

Two-tone contrasting
upholstery optional

Four-leg, W-leg, wood leg
or swivel base

features

9131-LG-BA20P

- Warranted to 300 lbs.
- Four-leg and W-leg in black or silver
- Swivel in polished or silver
- Wood leg in maple or walnut finish

9101



9111



9121



9131



lilly side

CLASSIC, SOPHISTICATED AND SUPREMELY COMFORTABLE



Lighter scale
side seating

Four-leg, swivel, cantilever
or five-star base



Two-tone contrasting
upholstery optional

features

- Warranted to 300 lbs.
- Four-leg, cantilever, 24" counter stool and 30" bar stool in black or silver
- Swivel in polished or silver
- Five-star in polished

9154-R2-BA16P-C7

9104



9134



9144



9165



sophie

COMPLETE LOUNGE SEATING COLLECTION



Steel frame construction

Clean-out area

Wall saver frame

Polyurethane arms
in black and gray

Adjustable glides

features

- Warranted to 350 lbs. for single seat, 525 lbs. for double seat, 750 lbs. for triple seat and 500 lbs. for bariatric

- Field replaceable parts
- 6 frame colors

8111-GT-A80G-SF

8112



8123



8119



8118



8104






Five laminate top
and edge colors

Steel frame construction

Six frame colors



features

8170-TB-SF-BKL

- Standalone and linking table models
- Field replaceable parts

8170



8190



8191



8192





SIT IN STYLE, WORK IN COMFORT,
GET THE VALUE



features

- Ships in 24 hours
- All models warranted to 300 lbs.
- Five-year warranty on all structural and mechanical components. Mesh, fabric and foam are warranted against wear through and deterioration for five years

@205

@146



@176



@216



@217



@305



@306



Byte



Scarlet



Ocean



Cactus



Concrete



Bluebird



Hunter



Pewter



Indigo



Wizard



Carbon

Deco



Calypso



Vermillion



Artichoke



Linen



Majesty



Mink



Raspberry



Pacific



Shadow

Wallace



Rusty



Hint



Pear



Greyhound



Highland




Blue Jean



Oxford



Sable



Black Tie



Carbide

Quatro




Varsity



Persimmon



Sundance



Platinum



Salsa



Kiwi



Smoke



Mulberry




Turf



Panther

Palisades



Blue Note



Parchment



Romance



Avocado



Feather



Sand



Bonfire



Grove



Granite



Harmony



Dijon



Placid



Black Pepper



Castle



Harvest



Fountain

Harbor



Lime



Barley



Santorini



Anchor



Flame



Admiral



Abyss

Coastal




Firefly



Pearl



Crush



Seagrass



Gibraltar



Macadamia



Siren




Seaside



Sharkskin



Cliffside



Amethyst



Meridian



Nightfall

Hudson



Gravel



Khaki



Sky



Lead



Valentine



Academy



Caviar

Avant



Chai



Denim



Reef



Spruce



Steel



Waffle

Bingo



Black



Champagne



Cherry



Gray



Green



Navy

Crepe



Dark Blue



Beige



Fern

Echo



Flint



Lynx



Hemlock



Reflection



Rose



Stone

Matrix



Champagne



Coal



Fern



Lead



Peacock



Plum

Mosaic



Camel



Flame



Latte



Nightfall



Ocean



Slate

Tango



Bark



Charcoal



Honey



Lake



Ruby



Wasabi

T01



AG Black

M01



M01 Black

Pauly



Ash



Baltic



Black



Cafe



Caramel



Mahogany




Mist



Mushroom



Saddle




Taupe



White

L3 Highlands Leather



Black

L4 Sierra Leather



Ash



Baltic



Cafe



Carmel



Mahogany



Mist



Mushroom



Saddle



Taupe



White

Vivid



Latte



Cloud



Lemon



Apple



Tangerine



Aqua



Crimson



Electric Blue



Onyx



Dove

M4 Mesh



M40 Latte



M41 Cloud



M42 Lemon



M43 Apple



M44 Tangerine



M45 Aqua



M46 Crimson



M47 Electric Blue




M48 Onyx



M49 Dove

Use actual material samples for color matching and ordering.
Colors of printed samples may vary from actual samples.


M1 Mesh



M11 Black



M12 Gray



M13 Silver


M2 Mesh



M21 Black



M22 Gray



M23 White



M24 Green



M25 Red



M26 Blue



M27 Orange



M28 Aqua

M3 Mesh



M31 Graphite



M32 Slate



M33 Snow

Cosmo Striped Mesh



MS2 Gray



MS4 Green



MS5 Red



MS6 Blue

Omnia Mesh



Pebble



Midnight

Plastics



P01 Black Swan



P05 Whisper



P11 Federal



P12 Crimson



P14 Dove



P15 Cloud



P16 Lagoon



P18 Tangerine



P19 Latte



P20 Azure



P13 Lemon



P17 Apple



thinking and acting green

Developed by the Business and Institutional Furniture Manufacturer's Association (BIFMA), LEVEL is a voluntary certification program in which third-party auditors measure a product and its producer against the ANSI/BIFMA e3 Furniture Sustainability Standard. The LEVEL program was created to provide the most comprehensive, unbiased and transparent means of evaluating and communicating the environmental and social impacts of commercial furniture products. The LEVEL mark demonstrates that the product, the manufacturing facility, and the company responsible for the product brand, have all met the requirements for certification. Visit www.levelcertified.org for more information.

Our entire product line earned GREENGUARD Indoor Air Quality Certification issued by the GREENGUARD Environmental Institute. The program assures that products designed for use in office environments and other indoor spaces meet strict chemical emissions limits.

9to5 Seating products contribute to healthier interior environments. Our products are manufactured using plastic, nylon, steel, aluminum and polypropylene components that are 100% recyclable; we offer fabrics made from 100% recycled content; and we also use suppliers that share an Earth-friendly philosophy. We're proud that our products are certified below chemical emissions limits for TVOC, formaldehyde, total aldehydes, individual VOCs, and 4-phenylcyclohexene. Environmental Data Sheets for all 9to5 Seating products can be found at our web site www.9to5seating.com. For more information about GREENGUARD programs, visit www.greenguard.org.

At its core, a green building is a better-performing building. It uses fewer resources and offers a better place to work through improved energy and water efficiency, better air quality, and access to natural daylight. We have been awarded the LEED® NC Gold Certification for our newly constructed corporate headquarters and manufacturing facility. Visit <https://9to5seating.com/sustainability/> to learn more about our commitment to sustainability.

9to5 Seating products

- ◀ **Contribute to healthier interior environments**
- ◀ **Are BIFMA LEVEL 1 certified**
- ◀ **Add points for LEED Certification**
- ◀ **Are manufactured using plastic, nylon, steel, aluminum and polypropylene components that are 100% recyclable**
- ◀ **Use suppliers that share an earth-friendly philosophy**
- ◀ **Are certified below chemical emissions limits for TVOCs, formaldehyde, total aldehydes, individual VOCs, and 4-PCH**



Environmental Data Sheets for all 9to5 Seating products can be found at 9to5seating.com.





the future | always looking forward

While 9to5 Seating has many years of experience in the production of office seating, we truly differentiate ourselves from our competitors through our vertical integration, with wholly owned assembly and manufacturing facilities in both the United States and Asia.

It is through this combination of vertical integration, with both domestic and foreign assembly and manufacturing, that we can offer the customer the product options and wide selection of upholstery at prices that rival foreign manufactured products. Most of our competitors buy various parts from suppliers overseas. Since they do not own the factories supplying these components, they can neither control the consistency of the raw materials going into the product, nor can they control the environment in which the part is manufactured.

At our factories, we ensure the quality of our materials by purchasing premium raw materials from world renowned suppliers such as BASF. Additionally, our factory operates at the highest environmental standards to ensure both the well-being of our employees and the planet.

Companies today and in the future, demand the most for their money without sacrificing quality, selection, and speed of delivery. 9to5 Seating is prepared to deliver.

lifetime warranty

9to5 Seating products are manufactured with meticulous attention to detail to achieve a level of quality that is free from defects in material and workmanship. In an effort to stand behind this philosophy, 9to5 Seating warrants to the original purchaser of the product and from the original date of sale, the following:

For All Series Except @NCE, Logic Plus, and chairs that include the Heavy Duty (HD) option in the Aria, Logic, Strata and Theory Series:

Lifetime Warranty to the original end user; the company will repair or replace, at its option, factory-defective structural and mechanical parts with comparable product, without charge. This warranty is for single-shift, standard commercial usage, defined as a standard eight-hour work day, five days a week. Weight limitations vary by product.

Upholstery fabric, mesh and foam are warranted against wear through and deterioration during normal usage for a period of five (5) years. However, the company does not warrant leather against routine scratching and scuffing, as all leather is subject to minor blemishes during use. COM and COL are not warranted. Due to natural variations in material, furniture containing leather is sold subject to normal variations and/or irregularities of color, texture, and grain.

For the @NCE Series:

9to5 Seating warrants the @NCE series of chairs for a period of five (5) years of single-shift use to the original purchaser; the company will repair or replace, at its option, factory-defective structural and mechanical parts with comparable product, without charge. This warranty is for single-shift, standard commercial usage, defined as a standard eight-hour work day, five days a week. Weight limitations vary by product.

For Logic Plus Large Occupant Series:

9to5 Seating warrants the Logic Plus Large Occupant chairs for a period of ten (10) years of single-shift use to the original purchaser; the company will repair or replace, at its option, factory-defective structural and mechanical parts with comparable product, without charge. This warranty is for single-shift applications with persons weighing less than 500 lbs.

For the chairs that include the Heavy Duty (HD) option in the Aria High-Back, Logic, Strata and Theory Series:

9to5 Seating warrants the aforementioned chairs for a period of ten (10) years of multi-shift use to the original purchaser; the company will repair or replace at its option factory defective structural and mechanical parts with comparable product,

without charge. This warranty is for multi-shift applications with persons weighing less than 350 lbs.

Only Upholstery fabrics with an abrasion resistance performance rating of 150,000 double rubs or more are warranted against wear through and foam deterioration for a three (3) year period of multiple shift use.

Claim Process

Should parts fail for any model during normal use within the applicable warranty period, please fill out a Warranty Request Form on our website here: <https://9to5seating.com/warranty-request/>. Provide 9to5 Seating with a description of the failure and proof of purchase (Sales Order number located on the bottom of the chair). If requested by the company, the original purchaser must return the part or product with freight or other shipping charges prepaid, together with a copy of original sales receipt. Please do not send parts without prior authorization.

Send parts to:
9to5 Seating - Warranty Department
3211 Jack Northrop Avenue
Hawthorne, CA 90250

9to5 Seating will inspect the part in question, and repair or replace with a comparable product, at its option, any defective part at no charge to the original purchaser and return defective item thereafter. This warranty does not apply to product or parts of the product that have been subjected to misuse or abuse, accident, alteration, unauthorized repair, or damage in transit. You agree to indemnify and hold harmless 9to5 Seating, its officers, directors, shareholders, employees, and agents from any actions, claims, demands, damages, liabilities, costs, and strict liability in tort or contract, or any other legal theory arising out of the misuse or abuse, alteration, or damage in transit of the product. Under no circumstances will the company be liable for injuries or damages arising from the use of the product.

Limitation of Liability

Under no circumstance, including but not limited to breach of contract, breach of warranty, or negligence, shall 9to5 Seating be liable for lost profits, loss of goodwill, stored data, general, special, consequential or exemplary damages, even if 9to5 Seating had notice of these damages or they were foreseeable. 9to5 Seating shall not be responsible for verifying dealers' or customers' description or the fitness

for a particular purpose of goods. 9to5 Seating's liability in all cases shall be limited to repair or replacement of the defective parts with a comparable product. Should a comparable replacement not be available, 9to5 Seating maximum liability will be limited to the original purchase price of the product. Damages resulting from misuse, abuse, alteration, negligence, or accidents are not covered under this warranty.

9to5 Seating makes no warranty that any of its products are suitable for any particular purpose and makes no other warranties, express or implied, other than those set out here. As codes and standards vary from one jurisdiction to another, references to compliance are solely for convenience and without any representation as to accuracy or suitability. Users must verify the suitability of such information or product for their specific application. In no event shall 9to5 Seating be liable in either tort or contract for any loss or direct, special, incidental, consequential, or exemplary damages.

EXCEPT AS OTHERWISE PROVIDED, 9to5 Seating MAKES NO OTHER WARRANTIES, EXPRESSED OR IMPLIED, INCLUDING BUT NOT LIMITED TO THE WARRANTIES OF MERCHANTABILITY AND FITNESS FOR A PARTICULAR PURPOSE.

Labor Reimbursement

For products ordered on or after July 1, 2017, 9to5 Seating will pay the pre-approved labor costs to repair or replace defective parts, up to 12 months from the date of shipment from 9to5 Seating, excluding the @NCE series. All payments for such preapproved labor costs will be in the form of a credit to an active company account.

ANSI/BIFMA

The Business and Institutional Furniture Manufacturer's Association (BIFMA) has developed tests that have been approved by the American National Standards Institute (ANSI) for determining the strength and durability of seating in its everyday use. This statement does not serve as a warranty or guarantee, however, 9to5 Seating products found within this price list generally meet or exceed applicable BIFMA and ANSI standards.

Warranty Exceptions:

- Colorfastness or matching of colors, or textures occurring in leather, or other materials that naturally exhibit inherent color variations
- COM/COL textiles
- Damage of textiles from exposure to sunlight and UV rays
- Damage to textiles from the use of cleaners not specified for use in the fabric specifications
- Variation of texture and natural markings such as neck wrinkles, scratches, backbone marks and stretch marks in leather

- Color matching of textiles exactly to samples, swatches or prior purchases
- Minor variations of color in textiles
- Minor irregularities of color, surface, grain and texture
- Creasing and/or gathering of textiles during upholstery application process
- Product normal wear and tear, which is to be expected over the course of ownership, e.g., fabric, mesh and arm pads
- Damage caused by the carrier in-transit, which will be handled as separate terms and/or claims against the carrier.
- Damage can be defined as concealed or visible. Visible damage needs to be reported immediately. Concealed damaged needs to be reported within seven (7)business days.
- Damage caused by delivery/installation contractors, which will be handled as claims against the designated company, e.g., knife cuts on the exterior surfaces of a chair resulting from opening packaging or removing plastic wraps
- Failures and damage which result from negligence, abuse, accident or misuse, e.g., arm pads repeatedly hitting a desk or table
- Damage caused by markings or staining; damage caused by sharp objects or imprinting from instruments
- Products exposed to extreme hot and cold temperatures or excessive dry environments
- Products that have been modified or altered and any attachments to the product
- Products or parts not used, maintained or installed in accordance with the Company's installation, maintenance and/or applicable guidelines
- Floor samples or display models
- Products purchased "as is" and/or secondhand
- Products sold by unauthorized dealers
- The warranty is limited to replacement or repair and does not cover cost of transportation, labor or installation.

9to5 Seating reserves the right to make changes in design and construction or discontinue products without prior notice. 9to5 Seating reserves the right to make changes to the lifetime warranty or price book.

Since textiles vary in weave, thickness and memory, some creasing and/or gathering may occur during the upholstery application process. Due to natural variations over which we have no control, all chairs are sold subject to minor irregularities of color, surface, grain, and texture. Textiles are sold subject to minor variations of color. Because leather is a natural product, variations of texture are common and should be expected. Leather will contain natural markings such as neck wrinkles, scratches, backbone marks and stretch marks. These distinctions give leather its unique characteristics and are considered to be part of the natural beauty of leather.